



Wednesday 8th July 2020

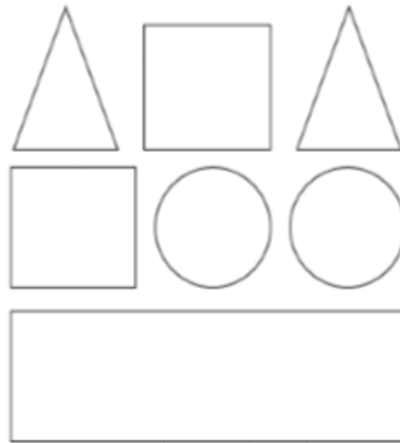
Hi Year 1 children,

It's Wednesday and the middle of the week!

On this plan you will find today's virtual Maths, Phonics and Handwriting. In Maths you are doing some problem solving with position and direction, in Phonics you are learning the "are" spelling like in the word "square" and for handwriting you are learning how to read and write the tricky number words "two", "one" and "zero".

<p>Maths</p> <p>Mental Maths- 10 mins</p> <p>Maths 20 mins</p>	<p>Today you are going to be doing some problem solving with position and direction.</p> <p>CTRL and click on the picture to play the video below-</p> <div data-bbox="582 972 1197 1467"><p>Alex has planted some more flowers.</p><p> "I planted the blue flower to the right of the purple flower."</p><p>Which group is correct?</p><p>06:03</p></div>
--	---

Use the clues to colour the shapes.



- The circle in the middle is blue.
- The circle on the right is red.
- The shape up from the right circle is green.
- The shape down from the circles is green.
- The square to the left of the green triangle is red.
- The four-sided shape up from the rectangle is blue.
- The triangle on the left is red.

Whitney



Jack



Dora

Jack is directly above Alex.

Eva is directly below Alex.

\_\_\_\_\_ is to the right of Eva.

There is no-one above Amir.

What are the missing names?

Add people to complete the grid and describe where they are.

How many different ways can you describe the position of the 2p coin?



Parents-

Possible answers may include:

The 2p coin is:

**Below** the 50p

**Above** the 10p

**In between** the £1 and 5p

To the **left** of the 5p

To the **right** of the £1

Phonics  
20 mins

In today's Phonics, you are learning the 'are' spelling like in "square". Are you ready?

<https://www.youtube.com/watch?v=h03ObEoFmac&list=PLuGr6z2H2KNGObda6B-T36xJlZYN06lOh&index=23&t=0s>

	<p>Want to do some more?</p> <p>Practise some of the sounds you have been learning with this song-</p> <p><a href="https://www.bing.com/videos/search?q=tricky+words+phase+5&amp;&amp;view=detail&amp;mid=44D4AB21893D766DFA9244D4AB21893D766DFA92&amp;&amp;FORM=VRDGAR&amp;ru=%2Fvideos%2Fsearch%3Fq%3Dtricky%2Bwords%2Bphase%2B5%26FORM%3DHDRSC3">https://www.bing.com/videos/search?q=tricky+words+phase+5&amp;&amp;view=detail&amp;mid=44D4AB21893D766DFA9244D4AB21893D766DFA92&amp;&amp;FORM=VRDGAR&amp;ru=%2Fvideos%2Fsearch%3Fq%3Dtricky%2Bwords%2Bphase%2B5%26FORM%3DHDRSC3</a></p>
<p>Handwriting</p> <p>15 minutes</p>	<p>Today we are using our fantastic joined letter formation again to write some tricky words which cannot be sound-talked.</p> <p>Today practise reading and writing-</p> <p><i>two</i></p> <p><i>one</i></p> <p><i>zero</i></p> <p><i>Two subtract two is zero.</i></p> <p>This video shows you how to write the cursive alphabet-</p> <p><a href="https://www.youtube.com/watch?v=2NQ6uS8blwY&amp;t=133s">https://www.youtube.com/watch?v=2NQ6uS8blwY&amp;t=133s</a></p>