

Friday 8<sup>th</sup> January 2021

Morning Hedgehogs,

It's Friday and you've made it to the end of our first week of home learning. Lots of fun things for you to try today and like yesterday some teaching videos to watch.

Don't forget to join our live zoom chat at 11am!

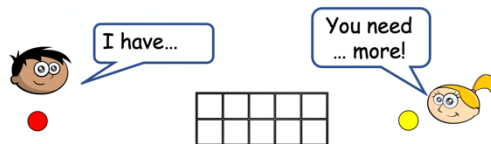
Mrs Hoddy

Maths

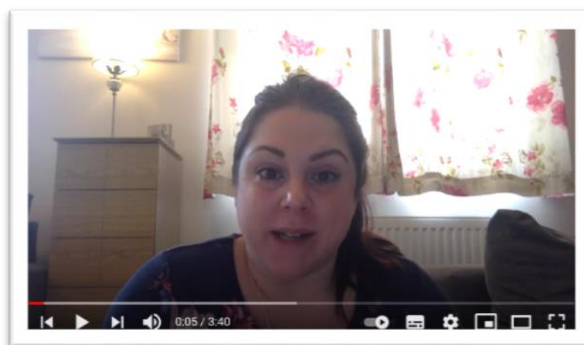
(20 minutes)

Today for your warmup we would like you to practice making 10 using different sets of objects. You could do this again on your tens frame like yesterday.

Can you practise your number bonds to 10?



Today we are learning to subtract.



Watch our teaching video

Make a 'First, Then, Now' frame and try these questions:

- 1)  $20-8$
- 2)  $18-6$
- 3)  $15-0$
- 4)  $19-4$

*If this is too challenging, you could work within numbers up to 10:*




- 1)  $10-8$
- 2)  $5-0$
- 3)  $8-6$
- 4)  $9-4$

*Extension:*

*Pick 1 question to complete.*

1)

Annie, Tommy and Alex are working out which calculation is represented below.

| First   | Then  | Now  |
|---|---|--|
|  |  |  |

$$17 - 17 = 0$$



Annie



Tommy

$$17 - 0 = 17$$

$$0 - 17 = 17$$



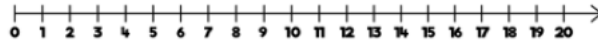
Alex

Can you work out who is correct?  
Explain why.

2)

How many ways can you complete this number sentence?

Use the number line to help you.



$$\square - \square = 11$$

Handwriting  
(10 minutes)

Remember you do not have to use a pencil or pen today. You could use flour, sand, mud, sticks, oats or a brush and water.

Can you practice the letter **q**?

Write the letter, words and a sentence. Make sure you are making your tall letters tall, your long letters long and you are trying to keep your letters the right size. If your child struggles to form letters, practice writing in the air and carpet and show them how to write it first.

Try writing:

q

Queen


quacked

quietly

The Queen quacked quietly.

This video might help:

CTRL and click on the picture below for the video today:



<https://www.youtube.com/watch?v=clmk9BMcdEg>

Phonics  
Group 1

Today we are learning 'oa'



Login details:

<https://ttsstorytimephonics.co.uk/>

Username: Sporle Primary

Password: XA\$li@VB!QM8NqSh8iyeQHMG

See today's teaching video below:



Phonics  
Group 2

Today's digraph is 'au'. Watch the phonics fairy's video by clicking on the link:



Phonic Fairy Reads "Cinderella"

Login details:

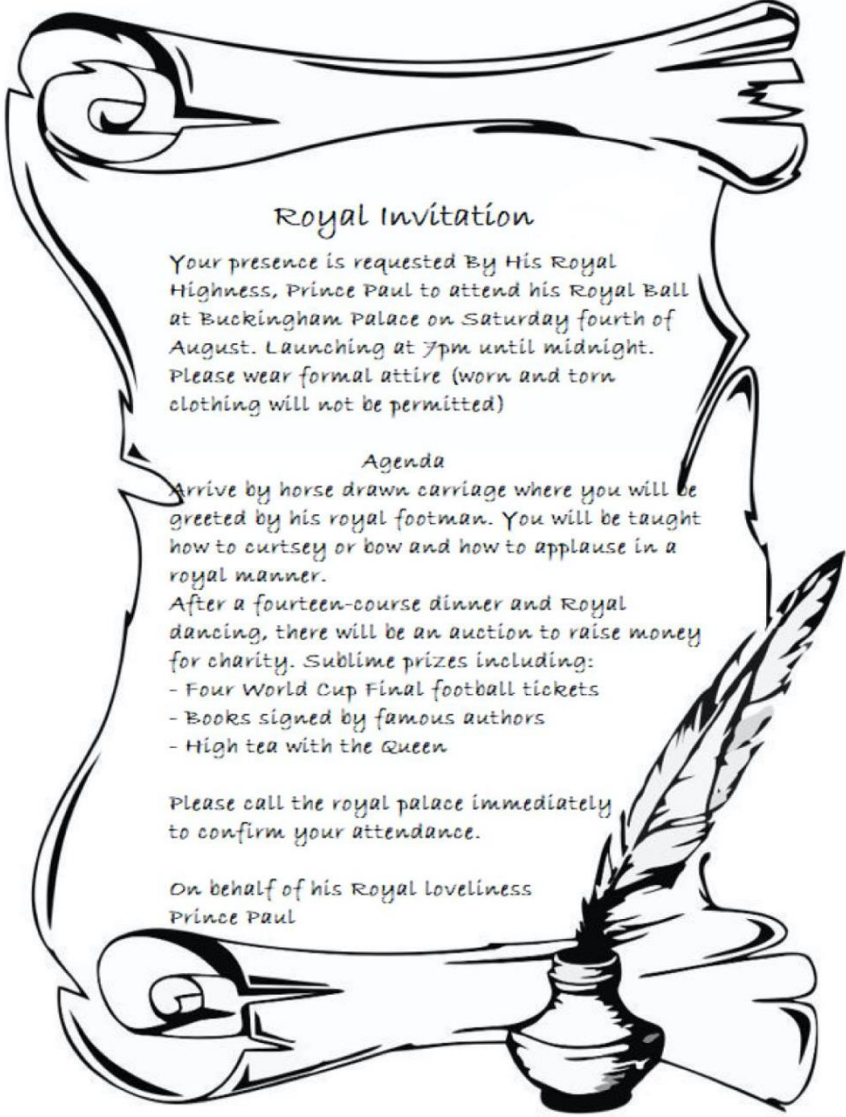

<https://ttsstorytimephonics.co.uk/>

Username: Sporle Primary

Password: XA\$li@VB!QM8NqSh8iyeQHMg

**Writing Task:**

Write your own RSVP to Prince Paul's invitation to the Royal Ball in August. Your challenge is to include as many words as you can with the 'au' spelling.

|  |   |
|--|---|
|  |  <p style="text-align: center;"><b>Royal Invitation</b></p> <p>Your presence is requested By His Royal Highness, Prince Paul to attend his Royal Ball at Buckingham Palace on Saturday fourth of August. Launching at 7pm until midnight. Please wear formal attire (worn and torn clothing will not be permitted)</p> <p style="text-align: center;"><b>Agenda</b></p> <p>Arrive by horse drawn carriage where you will be greeted by his royal footman. You will be taught how to curtsy or bow and how to applause in a royal manner.</p> <p>After a fourteen-course dinner and Royal dancing, there will be an auction to raise money for charity. Sublime prizes including:</p> <ul style="list-style-type: none"> <li>- Four World Cup Final football tickets</li> <li>- Books signed by famous authors</li> <li>- High tea with the Queen</li> </ul> <p>Please call the royal palace immediately to confirm your attendance.</p> <p>On behalf of his Royal Loveliness<br/>Prince Paul</p> |
| <p>Topic<br/>(Seasons<br/>and<br/>weather)</p> | <p>Today we are learning about animal that hibernate during winter. Watch the teaching video below:</p> <p style="text-align: center;"><small>KS1</small></p> <p style="text-align: center;"><b>How the changing seasons affect hedgehogs</b></p> <p style="text-align: center;"><small>Part of Science   Animals</small></p> <p style="text-align: center;"><small>Duration 04:17</small></p>  <p><a href="https://www.bbc.co.uk/bitesize/clips/zq9rkqt">https://www.bbc.co.uk/bitesize/clips/zq9rkqt</a></p>  |

There is a story PowerPoint to accompany this activity if you wish to read it with your child.

You can complete this activity by sorting toys, drawing pictures, explaining through a video or printing, cutting and sticking the pictures in the correct place.

## Don't Hog the Hedge! Who Hibernates?

Can you cut, sort and stick the animals into the table to show whether they hibernate or not?











| Hibernates | Does Not Hibernate |
|------------|--------------------|
|            |                    |

Can you add any other animals to the table that hibernate or do not hibernate?

twinkl ORIGINALS

visit [twinkl.com](https://www.twinkl.com)



|   |   |  |   |
|---|---|--|---|
| <br>hedgehog | <br>fox  | <br>bat    | <br>bees     |
| <br>badger   | <br>toad | <br>robin | <br>squirrel |

Storytime/  
Dough Disco

Watch the video below and join in the activity. Get your dough ready! If you don't have any playdoh, you could use a ball of squashed bread or a soft ball.

