

Wednesday 13th January 2021

Hi,
We are half way through the week and you are doing so well. I hope you enjoyed our videos yesterday. There are certainly lots of you excited to see our cress experiment. Don't forget to share your hypothesis with me! and we will see what happens over the next week.

Happy learning!

Mrs Hoddy

Subject Resources List

Handwriting:

- Whiteboard
- Whiteboard pen
- OR
- Pencil
- Exercise Book/Paper

Phonics:

- Whiteboard
- Whiteboard pen
- Pencil
- Exercise book/Paper
- Something to make a pretend river e.g., a blanket, some material or a skipping rope
- washing up liquid, a sandwich bag and a cotton bud

Maths:

- Matchsticks or other items similar

Literacy, topic and computing:

- Paper
- Pencils
- Colouring pencils
- Device for the Kiddle search engine
- Phonics sound mat for labels or sentences (extension)

Handwriting
(10 minutes)

Can you practice the letter **e**?

Try writing:


e

egg

bed

egg in the bed

This video might help:



<https://www.youtube.com/watch?v=gU9RRdCfCrE>

Phonics Group
1 (20-30
minutes)

Today we are learning the 'or' digraph. Watch the phonics fairy reading the story below:

or



Login details:

<https://ttsstorytimephonics.co.uk/>

Username: Sporle Primary

Password: XA\$li@VB!QM8NqSh8iyeQHMG

Use some washing up liquid to write this digraph today. You could put it in a sealed sandwich bag and have a go practicing writing the digraph on the top using your finger or a cotton bud.



Task:

Today have a go at making a pretend river out of anything in your home, e.g., a blanket, some material or a skipping rope. Get your grown up to write these words on some paper:

fork

born

cord

cork

worn

corn

hornet

Get your grown-up to pretend they are the king or queen. Get them to say one of the words.

Can you find it?

Sound-talk and read the word as you cross the river. Were you right?


Maths (20 minutes)

For your maths starter, join in this song!




<https://www.youtube.com/watch?v=b0NHrFNZWb0>



Today we are continuing with 2D shapes!



#MathsEveryoneCan



Go on a shape hunt and look for lots of different shapes.
You could hunt for shapes in your house, your garden or you could even go on a shape hunt walk.



What do you notice about each shape? How many sides does it have?
Are all of its sides the same length?

White
Rose
Maths

Matchstick Shapes



Use matchsticks to build squares and rectangles.

What is the smallest square you can make?

How many matchsticks did you use?

What is the largest?

Can you count all of the matchsticks you used?

What is the smallest number of matchsticks needed to build a rectangle?

You don't have to use matchsticks - think outside of the box!

Literacy,
Topic and
computing:
(15-20
minutes)

Today we're going to start making a factfile about a animals that hibernates. You can be as creative as you like making the factbook. We are going to allow time to do this over 2 days. You can include diagrams (like we did for science), labels, and interesting sentences (extension).

Don't forget to use the phonics sound mats!

Use the search engine <https://www.kiddle.co> to find out about animals that hibernate.



Internet Safety Rules

Always ask a grown-up for help if you see anything strange or unusual.

Don't download or install anything without asking a grown-up first.

Remember, not all games and videos are for children.

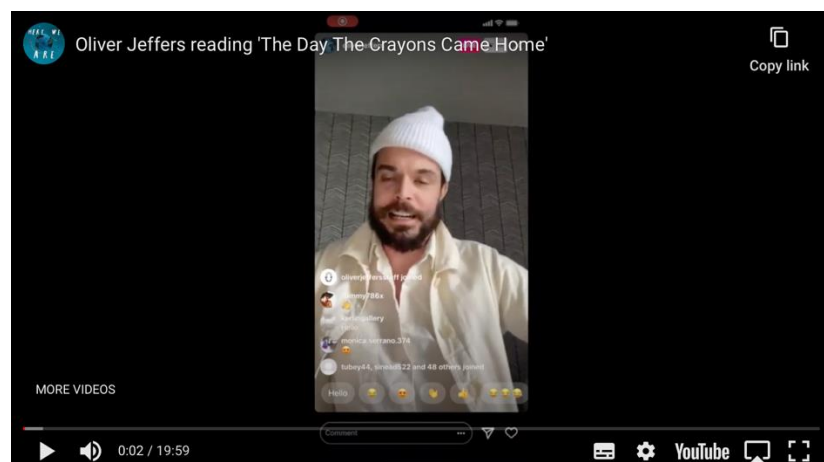
Don't talk to strangers online and don't tell them where you live.

If you are ever unsure what to do, remember Buddy's song, and always ask for help!



Story time/
Dough Disco

Watch the story time video below:



<https://youtube.be/P-ZLxz9jRbY>