

Thursday 7th January 2021

Hello,

I hope you all enjoyed the learning yesterday!
Thank you all for the wonderful videos and photos
you posted, it looked like you all had so much fun
going on a winter hunt!

Here is the plan for today. We now have teaching
videos! I hope you find them helpful.

Have a brilliant day and enjoy the learning,

Mrs Cole

P.S. Sorry that on most of the videos it says
"Thursday 6th" instead of the 7th! The days are
passing so quickly!

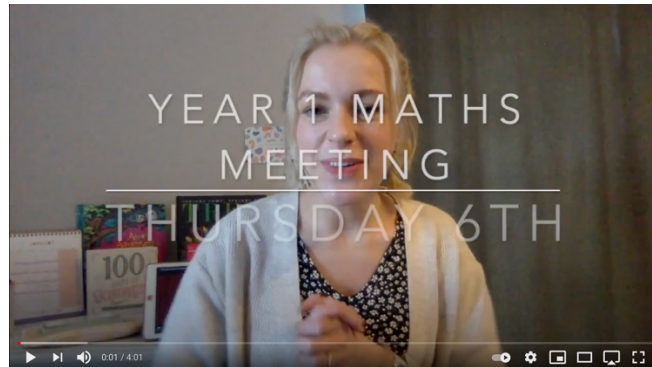
you
are
amazing

REMEMBER THAT.

Maths

(20 minutes)

We are starting today's Maths with a song. See video below:



<https://youtu.be/O85Gfnn5F2A>


You could also sing this song!



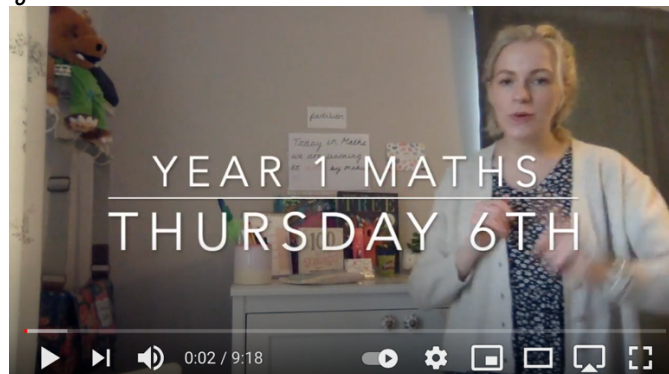
<https://www.youtube.com/watch?v=Fe9bnYRzFvk>

Today we are learning to add by making 10.

If you are unsure of your number bonds to 10 today, use the picture below to help you:



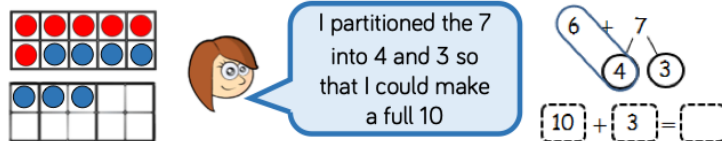
Now watch the video which explains and demonstrates your learning for today:



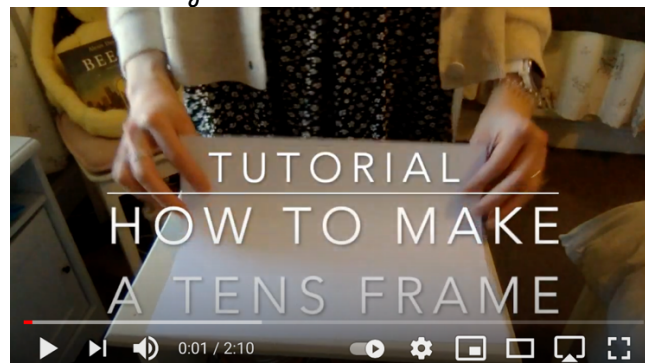
<https://www.youtube.com/watch?v=bkK5SkN5XEU>

Here is a visual for the teaching in the video for parent reference:

Rosie has used the 10 frames to calculate $6 + 7$



Here's a tutorial showing you how to make a tens frame:



<https://www.youtube.com/watch?v=OAMyYReWUxI>

After watching the video use your homemade tens frame/ or the pdf tens frame to find the answer to these number sentences:

$9+4=$

$6+8=$

$7+8=$

$8+6=$

$5+7=$

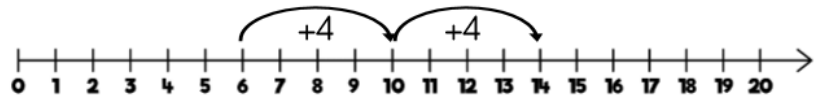
$3+9=$

Extension: You could use a ruler or draw a number line for this challenge.

Mo has used a number line to calculate $6 + 8$



I partitioned 8 into 4 and 4 to make it easier.



Use Mo's method to calculate:

$5 + 8 = \square$

$9 + 4 = \square$

$6 + 8 = \square$

Handwriting

Remember you do not have to use a pencil or pen today. You could use flour, sand, mud, sticks, oats or a brush and water.

Can you practice the letter o?

Write the letter, words and a sentence. Make sure you are making your tall letters tall, your long letters long and you are trying to keep your letters the right size. If your child struggles to form letters, practice writing in the air and carpet and show them how to write it first.

Try writing:

o

octopus

to

school

The octopus went to school.

This video might help:

CTRL and click on the picture below
for the video today



<https://www.bing.com/videos/search?q=mister+teach+cursive+letter+o&docid=608035046006718686&mid=B2C939B2A239018BC5ADB2C939B2A239018BC5AD&view=detail&FORM=VIRE>

Phonics
Group 1

Today we are learning the 'igh'
trigraph. CTRL and click on the
picture below to listen to the story:



Login details

<https://ttsstorytimephonics.co.uk/>

Username: Sporle Primary

Password: XA\$li@VB!QM8NqSh8iyeQHMG

	<p>See today's teaching video below:</p>  <p>https://www.youtube.com/watch?v=dm9797zVuBM</p>
Phonics Group 2	<p>Today's digraph is 'o-e'.</p> <p>See today's teaching video below:</p>  <p>https://www.youtube.com/watch?v=cIgCLkoxJw0</p>
Topic (Seasons and weather)	<p>Watch the teaching video below:</p>  <p>https://www.youtube.com/watch?v=5eMr_tG6xs_k</p> <p>Have a go at making a Winter deciduous tree.</p> <p>You could-</p> <ul style="list-style-type: none"> *draw it/ paint it Or * make using collage materials

	<ul style="list-style-type: none"><i>*playdough</i><i>* natural materials such as sticks</i> <p><i>Don't forget to send us a photo or video of your creation!</i></p>
--	--