

Tuesday 12th January 2021

Hello all,

Thank you so much for all your posts yesterday! I saw some fantastic letter formation, maths, phonics and RE drawings!

Here is the learning for today. I hope you enjoy the activities!

Mrs Cole



The most important
thing is to enjoy
your life — to be
happy. It's all
that matters.

Audrey Hepburn

DIY Lullies

Subject Resources List

Handwriting:

- Whiteboard
- Whiteboard pen
- OR
- Pencil
- Exercise Book/Paper

Phonics:

- Pencil
- exercise book
- OR
- Whiteboard
- Whiteboard pen
- GROUP 1: A4 paper or toilet/clingfilm/kitchen roll to make a telescope with

Maths:

- Tens frame
- Exercise book
- Pencil

Topic (Science) and Literacy:

- A4 piece of paper
- Ruler
- Pencil
- Phonics sound mat
- Exercise book

If you are joining in with the investigation you will need:

- Cress seeds
- 4 pots (e.g. plastic cups)
- Cotton wool
- Water

Dough Disco:

- Play Dough!

Handwriting
(10 minutes)

Remember you do not have to use a pencil or pen today. You could use flour, sand, mud, sticks, oats or a brush and water.

Can you practice the letter **d**?

Write the letter, words and a sentence. Make sure you are making your tall letters tall, your long letters long and you are trying to keep your letters the right size. If your child struggles to form letters, practice writing in the air and carpet and show them how to write it first.

Try writing:

d

dog

dodged

digger

The dog dodged the digger.

This video might help:



<https://www.youtube.com/watch?v=dyueHN6iP4Y>

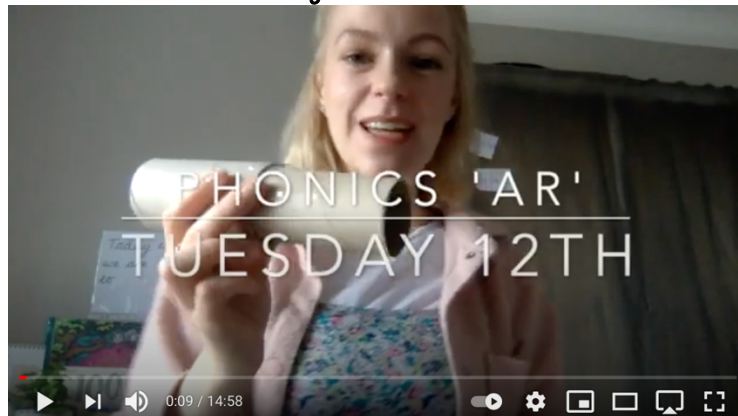
Today we are learning the 'ar' digraph.

ar



First, you'll need to make a plain telescope for this phonics lesson! You can be as creative as you like making the telescope! Some suggestions are by rolling up a piece of paper or using an empty toilet/clingfilm/kitchen roll.

Once you've made your telescope watch the teaching video below:



https://www.youtube.com/watch?v=R-zCp-0E_g

Task:

Sort out the real and Beegu (nonsense) words from this list by reading them and writing them in your own list:

car

bark

quark

cart

garx

sart

Phonics Group
2 (20-30
minutes)

Go on 'Phonics Play' and practice your phonemes on the 'Flash Cards Time Challenge' game. Select the 'Pick individual graphemes' button and select all of Phase 2 and 3 and the 'oe', 'oe', 'au' and 'ph' in Phase 5.



<https://www.phonicsplay.co.uk/>

Username: Robin21


Password: robins

Practice reading and writing the following Tricky Troll words from your home learning pack:

are

her

Today we are learning the 'wh' digraph. Watch the Phonics Fairy below:



Phonic Fairy Reads "Whiffy Wilson"



<https://ttsstorytimephonics.co.uk/>

Login details:

<https://ttsstorytimephonics.co.uk/>

Username: Sporle Primary

Password: XA\$li@VB!QM8NqSh8iyeQHMg

Task:

Using these words, make 2 sentences relating them to the story. Get your grown-up to help you as some of the words might trick you.

who

whistle

which

whiffy

whoever

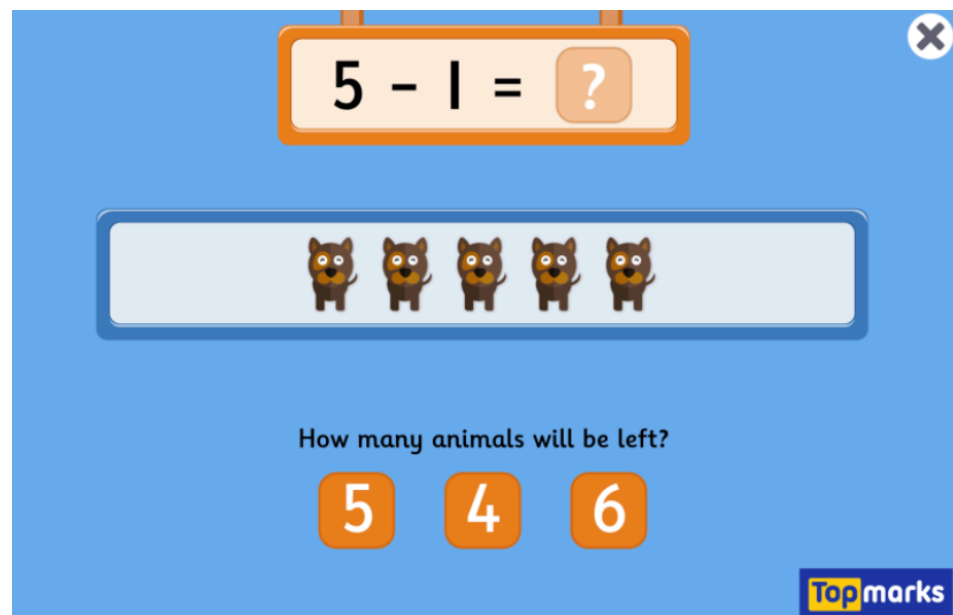
Have you noticed that the 'wh' digraph creates a 'h' sound?

Example:

Whoever was washing Whiffy Wilson was very brave.

Maths (20 minutes)

For your maths starter, play 'Subtraction to 10' game on 'Topmarks'.



<https://www.topmarks.co.uk/subtraction/subtraction-to-10>

Today we are learning to subtract pictorially.
Begin your learning by watching the teaching
video below:



<https://www.youtube.com/watch?v=c9BGINPoEgI>

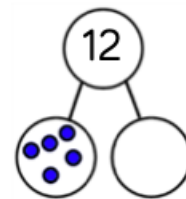
Now answer these questions in your book. You
can draw out these questions to help you or
if you are able to, print them out and stick
them in:

1)

There are 12 cars in the car park.

5 of them are blue.

How many are red?



$$\square - \square = \square$$

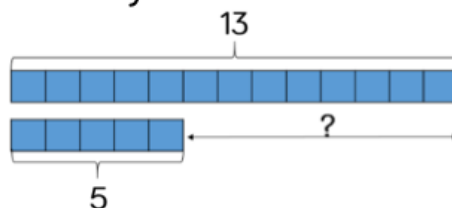
___ of the cars are red.

2)

Adam has 13 playing cards.

Oliver has 5 playing cards.

How many more cards does Adam have?



$$\square - \square = \square$$

Extension:

Answer 2 of these reasoning and problem-solving questions:

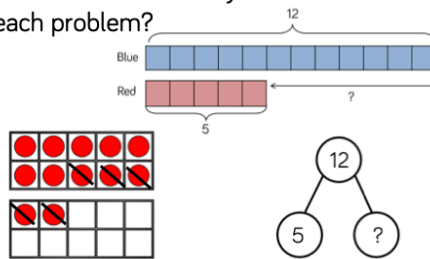
1)

A Max has 12 balloons.
5 of the balloons burst.
How many are left?

B Max has 12 balloons.
5 of the balloons are red.
The rest are blue.
How many blue balloons does Max have?

C Max has 12 blue balloons and 5 red balloons.
How many more blue balloons than red balloons does he have?

Which method would you use to solve each problem?

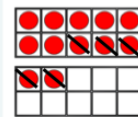


Parent answer:

Ask the children to justify which method they would use and why.

Possible answers:

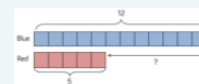
A Take away



B Partitioning



C Difference



2)

Amir has 16 apples. Ron has none.
Amir gives Ron 9 apples.
Who has the most apples now?
Explain how you know.

Parent answer:

Ron because he has 9 and Amir only has 7 left.
 $16 - 9 = 7$

3)

Look at the following objects.



Teddy works out these calculations.

$$\begin{aligned} 15 - 4 &= ______ \\ 15 - 11 &= ______ \\ 11 - 4 &= ______ \end{aligned}$$

What question could he have asked each time?

Parent answer:

$$15 - 4 = 11$$

(Teddy has 15 bears. He eats 4. How many are left?)

$$15 - 11 = 4 \text{ (11 are yellow how many are purple?)}$$

$$11 - 4 = 7 \text{ (How many more yellow bears are there?)}$$

Science and
Literacy (20-
30 minutes)

We are going to be starting a science investigation that will last one week! Watch the teaching video below to find out more:



<https://www.youtube.com/watch?v=tQIzbUnMk8o>



<https://www.youtube.com/watch?v=DiFFSUytgzk>

Now complete the task outlined in the video.
Don't forget to use the phonic sound mats to
help you sound out words!

Use the stem sentence:

I hypothesise that the seeds in pot ... will ...
because ...

Story time/
Dough Disco

Get your play dough ready...



<https://www.youtube.com/watch?v=DrBsNhwxzgc>