

Wednesday 13th January 2021

Hello everyone,

I just want to do a shout out ALL parents that you are ALL doing a fantastic job with your children's learning and I think you are all amazing! Know that I am here if you need anything and if you would like a zoom chat or a call with me just let me know.

Robins, what amazing learning you have been doing! You have made me so proud! It was lovely seeing you all be scientists and make hypotheses. I really enjoyed looking at your diagrams of the seeds and it was lovely to see some of you join in and make your own investigation.

I hope you enjoy the learning activities today! Year 1's, I have filmed the maths using a new programme called 'Loom'. I would appreciate some feedback on this method of online teaching if you have some time to do this.

Have a wonderful Wednesday and enjoy the learning! Don't forget to take some time to do something for yourselves, like going for a walk or playing a boardgame!

Take care and stay safe,

Mrs Cole

No one is you,
and that is your
Superpower

ELYSE SANTILLI

Subject Resources List

Handwriting:

- Whiteboard
- Whiteboard pen
- OR
- Pencil
- Exercise Book/Paper

Phonics:

- Whiteboard
- Whiteboard pen
- Pencil
- Exercise book/Paper
- GROUP 1: Something to make a pretend river e.g., a blanket, some material or a skipping rope
- GROUP 1: washing up liquid, a sandwich bag and a cotton bud

Maths:

- Whiteboard or paper with drawn tens frames
- Two different types of small objects (e.g., sweets and pasta)
- PowerPoint
- Exercise book
- Pencil

Literacy, topic and computing:

- Paper
- Pencils
- Colouring pencils
- Device for the Kiddle search engine
- Phonics sound mat for labels and sentences

Handwriting
(10 minutes)

Remember you do not have to use a pencil or pen today. You could use flour, sand, mud, sticks, oats or a brush and water.

Can you practice the letter **e**?

Write the letter, words and a sentence. Make sure you are making your tall letters tall, your long letters long and you are trying to keep your letters the right size. If your child struggles to form letters, practice writing in the air and carpet and show them how to write it first.

Try writing:


e

egg

broke

The egg broke.


This video might help:



<https://www.youtube.com/watch?v=gU9RRdCfCrE>

Phonics Group
1 (20-30
minutes)

Today we are learning the 'or' digraph. Watch the phonics fairy reading the story below:



Phonic Fairy Reads "Cinderella"

or



Login details:

<https://ttsstorytimephonics.co.uk/>

Username: Sporle Primary

Password: XA\$li@VB!QM8NqSh8iyeQHMg

Use some washing up liquid to write this digraph today. You could put it in a sealed sandwich bag and have a go practicing writing the digraph on the top using your finger or a cotton bud.

Task:

Today have a go at making a pretend river out of anything in your home, e.g., a blanket, some material or a skipping rope. Get your grown up to write these words on some paper:

fork
born
cord
cork
worn
corn
hornet

Get your grown-up to pretend they are the king or queen. Get them to say one of the words. Can you find it?

Sound-talk and read the word as you cross the river. Were you right?

Phonics Group
2 (20-30
minutes)

Today we are learning the 'ou' digraph. Watch the Phonics Fairy reading the story below:



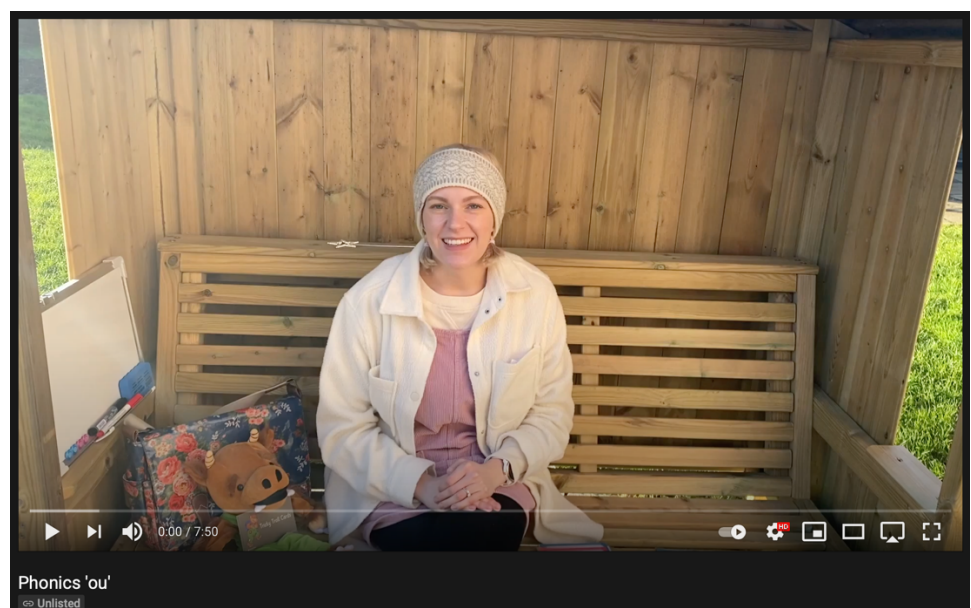
Login details:

<https://ttsstorytimephonics.co.uk/>

Username: Spørle Primary

Password: XA\$li@VB!QM8NqSh8iyeQHMg

Watch the teaching video below:



<https://www.youtube.com/watch?v=kx6QU2rk8OU>

Maths (20 minutes)

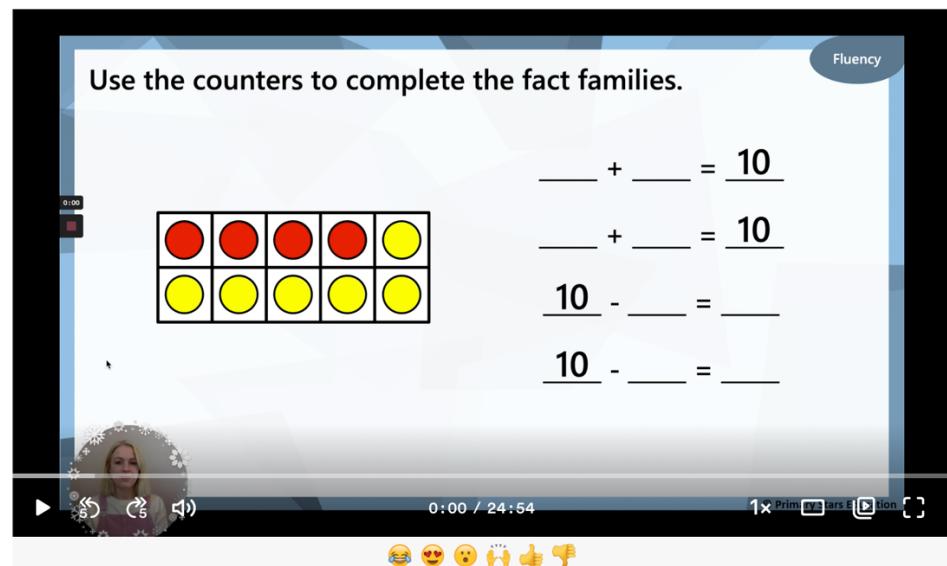
For your maths starter, sing the counting by 2s song:



<https://www.youtube.com/watch?v=GvTcpfSnOMQ>

Today we are continuing to use a tens frame to work out addition and subtraction sentences.

Watch the teaching video below:

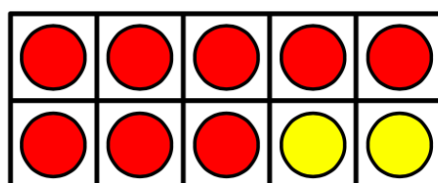


Year 1 Maths Wednesday 13th January 2021

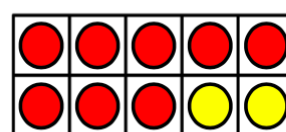


<https://www.loom.com/share/1a62997199bc4b5eb420e65eb52ec438>

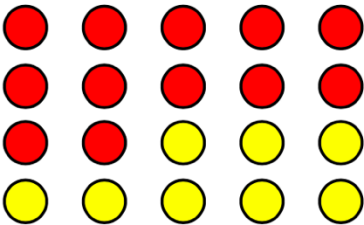

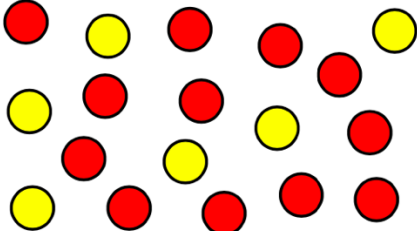


1)



Parent answer:



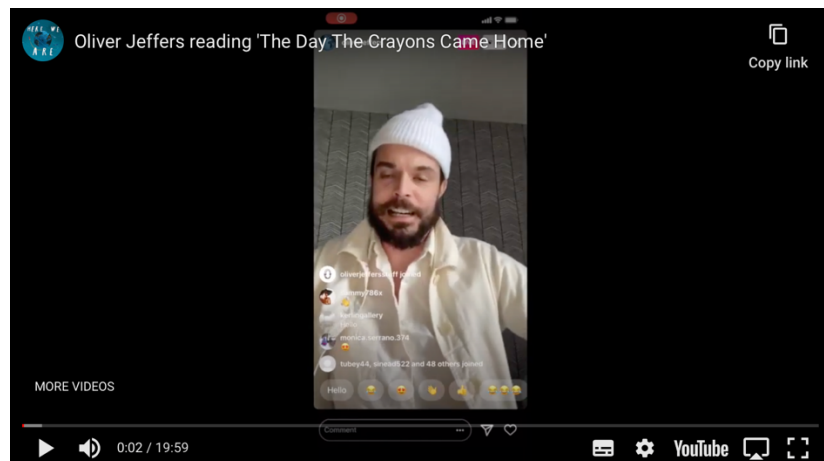
$8 + 2 = 10$
 $2 + 8 = 10$
 $10 - 8 = 2$
 $10 - 2 = 8$

| | |
|---|--|
| | <div data-bbox="427 96 464 136">2)</div> <div data-bbox="405 152 770 376">  </div> <div data-bbox="959 96 1286 136">Parent answer:</div> <div data-bbox="954 174 1436 344">  <div data-bbox="1278 192 1436 344"> $12 + 8 = 20$ $8 + 12 = 20$ $20 - 12 = 8$ $20 - 8 = 12$ </div> </div> |
| <p>Literacy, Topic and computing: (15-20 minutes)</p> | <div data-bbox="427 434 464 474">3)</div> <div data-bbox="389 533 807 763">  </div> <div data-bbox="959 434 1286 474">Parent answer:</div> <div data-bbox="919 568 1436 739">  <div data-bbox="1267 586 1436 739"> $12 + 6 = 18$ $6 + 12 = 18$ $18 - 12 = 6$ $18 - 6 = 12$ </div> </div> <div data-bbox="799 775 1062 815">Hibernation</div> <div data-bbox="373 864 1461 1178"> <p>Today we're going to start making a factfile about a animals that hibernates. You can be as creative as you like making the factbook. We are going to allow time to do this over 2 days. You can include diagrams (like we did for science), labels, and interesting sentences (Year 1).</p> </div> <div data-bbox="373 1223 1390 1272"> <p>Don't forget to use the phonics sound mats!</p> </div> <div data-bbox="373 1312 1450 1406"> <p>Use the search engine https://www.kiddle.co to find out about animals that hibernate.</p> </div> <div data-bbox="711 1464 1110 1514"> <h3>Internet Safety Rules</h3> </div> <div data-bbox="413 1541 1398 1581"> <p>Always ask a grown-up for help if you see anything strange or unusual.</p> </div> <div data-bbox="413 1626 1350 1666"> <p>Don't download or install anything without asking a grown-up first.</p> </div> <div data-bbox="413 1706 1139 1747"> <p>Remember, not all games and videos are for children.</p> </div> <div data-bbox="413 1787 1299 1827"> <p>Don't talk to strangers online and don't tell them where you live.</p> </div> <div data-bbox="413 1868 1027 1944"> <p>If you are ever unsure what to do, remember Buddy's song, and always ask for help!</p> </div> <div data-bbox="1094 1787 1445 2119">  </div> |



Story time/
Dough Disco

Watch the story time video below:



<https://youtu.be/P-ZLxz9jRbY>