

Friday 15<sup>th</sup> January 2021

Hello everyone,

Happy Friday!!

What amazing fact files you have made! I really enjoyed reading all the interesting facts you found out about hibernating animals- who knew that the heart rate for many animals slows to less than 10 beats per minute!

I hope you all enjoy today's home learning. I have added a treat film on to the end as it is a Friday... The Highway Rat! You don't have to watch this, but I thought I'd put it on here in case you fancy a chilled-out afternoon watching a fun story!

Remember to join the class zoom call today at 11am. Bring along your favourite toy to show everyone :)

See you soon!

Mrs Cole



you can.

## Subject Resources List

### Handwriting:

- Whiteboard
- Whiteboard pen
- OR
- Pencil
- Exercise Book/Paper

### Phonics:

- Whiteboard
- Whiteboard pen
- Pencil

#### BOTH GROUPS

- A4 paper
- Container

#### GROUP 2

- 2x coloured A4 card/paper
- Sellotape/stapler
- Scissors
- Crayons

### Maths:

- Pencils
- Paper
- Exercise book

### Literacy, topic and computing:

#### ART:

- Paper
- Pencils
- Colouring pencils
- Paint
- Glue
- Tissue paper or something similar

#### SCIENCE:

- A4 paper
- Pencil
- Phonics sound mat

Handwriting  
(10 minutes)

Remember you do not have to use a pencil or pen today. You could use flour, sand, mud, sticks, oats or a brush and water.

Can you practice the letter **f**?

Write the letter, words and a sentence. Make sure you are making your tall letters tall, your long letters long and you are trying to keep your letters the right size. If your child struggles to form letters, practice writing in the air and carpet and show them how to write it first.

Try writing:

f


frog

fog

Freddy

Freddy frog in the fog.

This video might help:



<https://www.youtube.com/watch?v=EPfsUHgWrgY>

Phonics Group  
1 (20-30  
minutes)

Today we are learning the 'ow' digraph. Watch the Phonics Fairy below:



OW



Login details:

<https://ttsstorytimephonics.co.uk/>

Username: Sporle Primary

Password: XA\$li@VB!QM8NqSh8iyeQHMg

**Task: football fingers**

Write these words on to small pieces of paper (about the size of a mobile phone):

bow

town

scowl

down

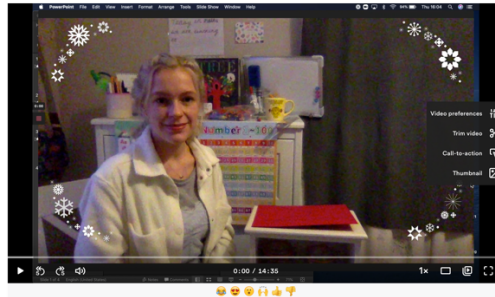
crown

Scrunch these up into balls. Using a container as a goal try to flick the balls into it. If you score a goal open up the piece of paper and read the word.

Phonics Group  
2 (20-30  
minutes)

Today we are learning the 'ay' digraph. Watch the teaching video below:

If you would like to make a crayon hat, I talk about how to make one at the beginning of the video. All you need are two pieces of A4 coloured card (or paper), scissors and tape/stapler.



Phonics 'ay'



<https://www.loom.com/share/7283f6733a4e4bad8fb955d203ce3f3a>

Task: football fingers

Write these words on to small pieces of paper (about the size of a mobile phone):

day  
play  
Thasday  
way  
may  
Monday  
flay  
trayon

Scrunch these up into balls. Using a container as a goal try to flick the balls into it. If you score a goal open up the piece of paper and read the word. Is it a real word or is it a Beegu word?

Today in maths we are continuing to learn about fact families.

Watch the teaching video below:



Maths Year 1 15.01.2021

<https://www.loom.com/share/d4236bf603004a9bba21e6e1dfc5b5cf>

Task:

- 1 Colour the calculations that match the bar model. Then complete the sentences.

<table border="1" style="width: 100%; border-collapse: collapse; text-align: center;"> <tr><td colspan="2" style="background-color: #f8d7da;">8</td></tr> <tr> <td style="background-color: #fff3cd;">6</td> <td style="background-color: #fff3cd;">2</td> </tr> </table> <table border="1" style="width: 100%; border-collapse: collapse;"> <tr> <td style="padding: 5px;"><math>8 + 6 = 2</math></td> <td style="padding: 5px;"><math>8 - 2 = 6</math></td> </tr> <tr> <td style="padding: 5px;"><math>6 + 2 = 8</math></td> <td style="padding: 5px;"><math>2 - 6 = 8</math></td> </tr> <tr> <td style="padding: 5px;"><math>8 + 2 = 6</math></td> <td style="padding: 5px;"><math>8 - 6 = 2</math></td> </tr> <tr> <td style="padding: 5px;"><math>2 + 6 = 8</math></td> <td style="padding: 5px;"><math>6 - 2 = 8</math></td> </tr> </table>	8		6	2	$8 + 6 = 2$	$8 - 2 = 6$	$6 + 2 = 8$	$2 - 6 = 8$	$8 + 2 = 6$	$8 - 6 = 2$	$2 + 6 = 8$	$6 - 2 = 8$	<table border="1" style="width: 100%; border-collapse: collapse; text-align: center;"> <tr><td colspan="2" style="background-color: #f8d7da;">5</td></tr> <tr> <td style="background-color: #fff3cd;">4</td> <td style="background-color: #fff3cd;">1</td> </tr> </table> <table border="1" style="width: 100%; border-collapse: collapse;"> <tr> <td style="padding: 5px;"><math>4 + 1 = 5</math></td> <td style="padding: 5px;"><math>5 - 1 = 4</math></td> </tr> <tr> <td style="padding: 5px;"><math>5 + 4 = 1</math></td> <td style="padding: 5px;"><math>4 - 1 = 5</math></td> </tr> <tr> <td style="padding: 5px;"><math>5 + 1 = 4</math></td> <td style="padding: 5px;"><math>1 - 4 = 5</math></td> </tr> <tr> <td style="padding: 5px;"><math>1 + 4 = 5</math></td> <td style="padding: 5px;"><math>5 - 4 = 1</math></td> </tr> </table>	5		4	1	$4 + 1 = 5$	$5 - 1 = 4$	$5 + 4 = 1$	$4 - 1 = 5$	$5 + 1 = 4$	$1 - 4 = 5$	$1 + 4 = 5$	$5 - 4 = 1$
8																									
6	2																								
$8 + 6 = 2$	$8 - 2 = 6$																								
$6 + 2 = 8$	$2 - 6 = 8$																								
$8 + 2 = 6$	$8 - 6 = 2$																								
$2 + 6 = 8$	$6 - 2 = 8$																								
5																									
4	1																								
$4 + 1 = 5$	$5 - 1 = 4$																								
$5 + 4 = 1$	$4 - 1 = 5$																								
$5 + 1 = 4$	$1 - 4 = 5$																								
$1 + 4 = 5$	$5 - 4 = 1$																								
<table border="1" style="width: 100%; border-collapse: collapse; text-align: center;"> <tr><td colspan="2" style="background-color: #f8d7da;">9</td></tr> <tr> <td style="background-color: #fff3cd;">7</td> <td style="background-color: #fff3cd;">2</td> </tr> </table> <p>_____ + _____ = 9</p> <p>_____ + _____ = 9</p> <p>9 - _____ = _____</p> <p>9 - _____ = _____</p>	9		7	2	<table border="1" style="width: 100%; border-collapse: collapse; text-align: center;"> <tr><td colspan="2" style="background-color: #f8d7da;">6</td></tr> <tr> <td style="background-color: #fff3cd;">2</td> <td style="background-color: #fff3cd;">4</td> </tr> </table> <p>_____ + _____ = 6</p> <p>_____ + _____ = 6</p> <p>6 - _____ = _____</p> <p>6 - _____ = _____</p>	6		2	4																
9																									
7	2																								
6																									
2	4																								
<table border="1" style="width: 100%; border-collapse: collapse; text-align: center;"> <tr><td colspan="2" style="background-color: #f8d7da;">7</td></tr> <tr> <td style="background-color: #fff3cd;">4</td> <td style="background-color: #fff3cd;">3</td> </tr> </table> <p>_____ + _____ = 7</p> <p>_____ + _____ = 7</p> <p>7 - _____ = _____</p> <p>7 - _____ = _____</p>	7		4	3	<table border="1" style="width: 100%; border-collapse: collapse; text-align: center;"> <tr><td colspan="2" style="background-color: #f8d7da;">10</td></tr> <tr> <td style="background-color: #fff3cd;">2</td> <td style="background-color: #fff3cd;">8</td> </tr> </table> <p>_____ + _____ = 10</p> <p>_____ + _____ = 10</p> <p>10 - _____ = _____</p> <p>10 - _____ = _____</p>	10		2	8																
7																									
4	3																								
10																									
2	8																								

Parent answer:

- 1 Colour the calculations that match the bar model. Then complete the sentences.

8	5
6      2	4      1
$8 + 6 = 2$ $8 - 2 = 6$ $6 + 2 = 8$ $2 - 6 = 8$ $8 + 2 = 6$ $8 - 6 = 2$ $2 + 6 = 8$ $6 - 2 = 8$	$4 + 1 = 5$ $5 - 1 = 4$ $5 + 4 = 1$ $4 - 1 = 5$ $5 + 1 = 4$ $1 - 4 = 5$ $1 + 4 = 5$ $5 - 4 = 1$

9	6
7      2	2      4
$\underline{7} + \underline{2} = 9$ $\underline{2} + \underline{7} = 9$ $9 - \underline{7} = \underline{2}$ $9 - \underline{2} = \underline{7}$	$\underline{2} + \underline{4} = 6$ $\underline{4} + \underline{2} = 6$ $6 - \underline{2} = \underline{4}$ $6 - \underline{4} = \underline{2}$

7	10
4      3	2      8
$\underline{4} + \underline{3} = 7$ $\underline{3} + \underline{4} = 7$ $7 - \underline{4} = \underline{3}$ $7 - \underline{3} = \underline{4}$	$\underline{2} + \underline{8} = 10$ $\underline{8} + \underline{2} = 10$ $10 - \underline{2} = \underline{8}$ $10 - \underline{8} = \underline{2}$

Extension:

18	15
10      ?	?      8
$10 + \underline{\hspace{2cm}} = \underline{\hspace{2cm}}$ $\underline{\hspace{2cm}} + 10 = \underline{\hspace{2cm}}$ $\underline{\hspace{2cm}} - 10 = \underline{\hspace{2cm}}$ $\underline{\hspace{2cm}} - \underline{\hspace{2cm}} = 10$	$\underline{\hspace{2cm}} + \underline{\hspace{2cm}} = 15$ $\underline{\hspace{2cm}} + \underline{\hspace{2cm}} = 15$ $15 - \underline{\hspace{2cm}} = \underline{\hspace{2cm}}$ $15 - \underline{\hspace{2cm}} = \underline{\hspace{2cm}}$

Parent answer:

18	15
10      ?	?      8
$10 + \underline{8} = \underline{18}$ $\underline{8} + 10 = \underline{18}$ $\underline{18} - 10 = \underline{8}$ $\underline{18} - \underline{8} = 10$	$\underline{7} + \underline{8} = 15$ $\underline{8} + \underline{7} = 15$ $15 - \underline{7} = \underline{8}$ $15 - \underline{8} = \underline{7}$


Literacy,  
Topic and Art:  
(15-20  
minutes)

### Art: Trees through the seasons


Split an A4 piece of paper into 4. Draw 4 outlines of trees. Label each box with the seasons: Spring, Summer, Autumn, Winter.

#### The Four Seasons


by \_\_\_\_\_



Spring



Summer



Autumn




Winter

On your deciduous (des-id-u-us) trees draw/paint/stick leaves/blossom onto the tree showing what it would look like in that season.



### Science: Cress Observation

Watch the teaching video below where we observe our cress experiment:



Cress Observation

<https://www.loom.com/share/2c310e42e4d34c37b9165fd6b9123a61>

### Task

Make a booklet out of 2 pieces of A4 paper and write 'My Cress Diary', your name and age on the front cover. On the next page, write 'Day 3' on the top and split the rest into 4 boxes. Draw diagrams of each pot and label it with the observations made.

You might want to use some of these words:

germinate/germinating

grow/growing

healthy

water

plant


warmth

light

seeds

Story time/  
Dough Disco

OPTIONAL: Watch the story video below -  
The Highway Rat



<https://www.bbc.co.uk/iplayer/episode/b09kktlk/the-highway-rat>