

Tuesday 19<sup>th</sup> January 2021

Good morning Hedgehogs! Have a terrific Tuesday.

Mrs Hoddy

**Subject Resources List**

**Handwriting:**

- Whiteboard
- Whiteboard pen
- OR
- Pencil
- Exercise Book/Paper

**Phonics:**

- Whiteboard
- Whiteboard pen
- Pencil
- Exercise book
- An egg

**Maths:**

- Pencils
- Paper
- Exercise book

**Literacy:**

- A device to watch 'Jack and the Beanstalk'
- Pencil
- Exercise book
- Phonics mat

**RE:**

- A4 piece of paper
- Chopsticks
- A piece of material or kitchen roll

Handwriting (10 minutes)

Can you practice the letter **i**?

Try writing:

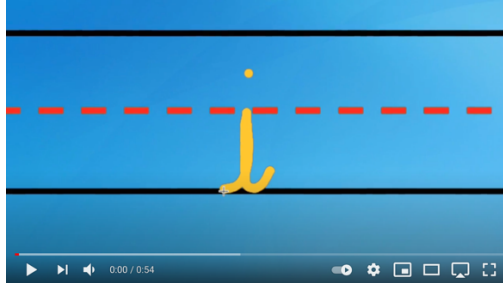
i

pig

pink

the pink pig

This video might help:



<https://www.youtube.com/watch?v=cPJYN-mx90A>

Phonics (20-30 minutes)

Today we are learning the 'ear' trigraph. Watch the Phonics Fairy below:



ear



Login details:

<https://ttsstorytimephonics.co.uk/>

Username: Sporle Primary

Password: XA\$Li@VB!QM8NqSh8iyeQHMg

**Task:**

- 1) Write the digraph 'ear' on an egg!
- 2) Look at the pictures below, figure out what they are and then write the words by sounding them out and using your phonics mat:



Maths (20 minutes)

Sing along with this counting song:




<https://www.youtube.com/watch?v=OTgLf3PM0c>

Today we are learning to count back from 5:

**#MathsEveryoneCan**

Sing a rhyme that counts back from 5  
Can you see the one less pattern?  
It would be great if you could use some props from around your house to act out the rhyme as you sing.



Can you make up your own counting back rhyme to sing?

White Rose Maths

You may want to sing along with the nursery rhyme "Five Currant Buns":



<https://www.bbc.co.uk/teach/school-radio/nursery-rhymes-five-currant-buns/zm4nmfr>

Extension:

# How Many are Hidden?

Show the children 4 or 5 small world creatures.  
Ask them to close their eyes whilst you cover some with a blue cloth to resemble a pool. Can they work out how many of the ducks you have put into the 'pool'?

Practise in different contexts for example teddies and a 'tent', horses and a 'stable' cars and a 'garage'. Encourage children to use concrete objects, draw a picture or use their fingers to help them explain how they know what is missing.

Literacy and  
Topic: (15-20  
minutes)

## Jack and the Beanstalk and instructions.



**Growing a bean plant**

**What you need**


- Plant pot
- Seeds
- Soil
- Watering can
- ~
- A light and airy space to grow your bean.

Spiralix Ltd. © Copyright 2017. Spiralix Ltd. Teacher Resources (www.spiralix.co.uk)

**Growing a bean plant**

**1.**

Fill a pot half-full with soil.




Spiralix Ltd. © Copyright 2017. Spiralix Ltd. Teacher Resources (www.spiralix.co.uk)

**Growing a bean plant**

**2.**

Place a seed on the soil.




Spiralix Ltd. © Copyright 2017. Spiralix Ltd. Teacher Resources (www.spiralix.co.uk)

**Growing a bean plant**

**3.**

Cover the seed with more soil.

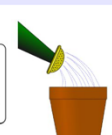


Spiralix Ltd. © Copyright 2017. Spiralix Ltd. Teacher Resources (www.spiralix.co.uk)

**Growing a bean plant**

**4.**

Dampen the soil.



Spiralix Ltd. © Copyright 2017. Spiralix Ltd. Teacher Resources (www.spiralix.co.uk)

<https://www.youtube.com/watch?v=rKBLwBueFM>

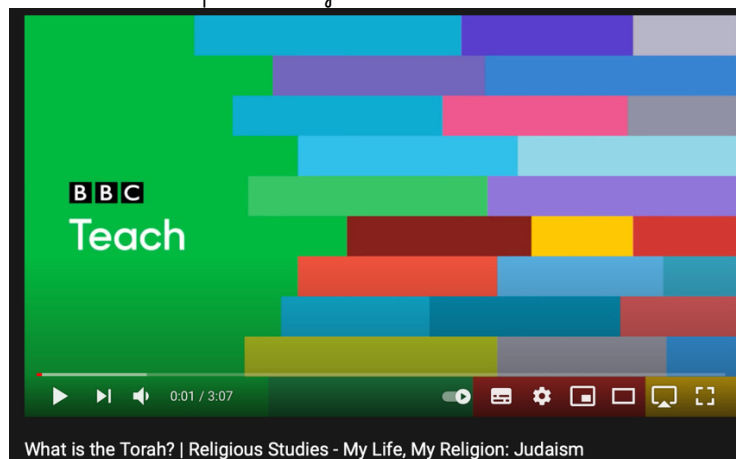
### Task:

Draw and label the steps for planting a bean just like Jack did! Make sure to number your diagrams, starting with one, and to draw them in simple steps so someone could use your instructions.

RE (Judaism)  
and Art: (10-15  
minutes)

## Judaism and Art:

Watch the video below explaining what the Torah is:



<https://www.youtube.com/watch?v=3QZ792rjcVE>

**Task:** Make a Torah from an A4 piece of paper

Story time/  
Dough Disco

Watch the story time video below and join in if you know it:



<https://www.youtube.com/watch?v=OgyI6ykDwds>