

Tuesday 19<sup>th</sup> January 2021

Good morning Hedgehogs! Have a terrific Tuesday.

Mrs Hoddy

### **Subject Resources List**

#### **Handwriting:**

- Whiteboard
- Whiteboard pen
- OR
- Pencil
- Exercise Book/Paper

#### **Phonics:**

- Whiteboard
- Whiteboard pen
- Pencil
- Exercise book
- GROUP 1: an egg
- GROUP 2: a paper plate (or a drawn one on a piece of paper) and some small pieces of paper

#### **Maths:**

- Pencils
- Paper
- Exercise book

#### **Literacy:**

- A device to watch 'Jack and the Beanstalk'
- Pencil
- Exercise book
- Phonics mat

#### **RE:**

- A4 piece of paper
- Chopsticks
- A piece of material or kitchen roll

Handwriting (10 minutes)

Can you practice the letter **i**?

Try writing:

i

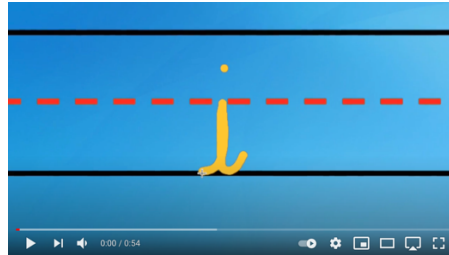
pink

pig

pile

The pink pig in a pile of mud.

This video might help:



<https://www.youtube.com/watch?v=cPJYN-mx9OA>

Phonics Group 1 (20-30 minutes)

Today we are learning the 'ear' trigraph. Watch the Phonics Fairy below:



ear



Login details:

<https://ttsstorytimephonics.co.uk/>

Username: Sporle Primary

Password: XA\$li@VB!QM8NqSh8iyeQHMg

**Task:**

- 1) Write the digraph 'ear' on an egg!
- 2) Look at the pictures below, figure out what they are and then write the words by sounding them out and using your phonics mat:



Phonics Group  
2 (20-30  
minutes)

Today we are learning the digraph 'ea'. Watch the teaching video below:

ea/e-e/ey



<https://www.loom.com/share/157a5ccb1bf749c4a47f9fb477516295>

**Task:**

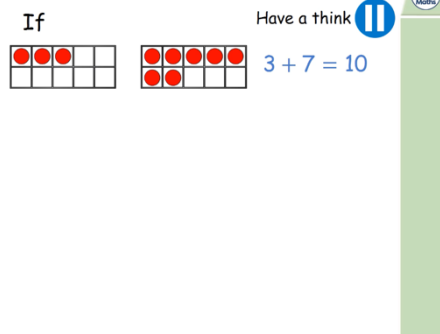
Write the 'ee' words on to a paper plate and the 'ea' words on to a piece of paper, then scrunch them up to turn them into peas:

see  
sea  
feel  
seat  
treat  
weep  
meet  
bead  
deep  
steamy

Maths (20  
minutes)

Today in maths we are recapping our number  
bonds to 10/20.

Watch the teaching videos below:



<https://www.youtube.com/watch?v=jZi-6-Uhwc>

<https://whiterosemaths.com/homelearning/year-1/spring-week-2-number-addition-and-subtraction-within-20/>

**Task:**

Work systematically to make number bonds to ten using a tens frame and two different small items.


You can choose to work with number bonds to 10, 20 or both!

Extension question:

1)

Parent answer:

Dora has 10 p to spend.



Which two items could she buy?  
How many different ways can she do it?


A chew bar and a muffin.  
A banana and a chocolate bar.  
A banana and a bottle of pop.  
An apple and a chocolate bar.  
An apple and a bottle of pop.

2)

Parent answer:

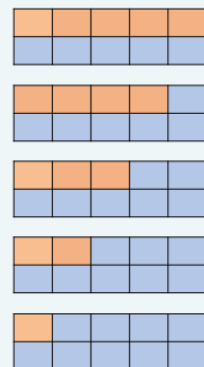
Tommy needs to colour in **all** of the boxes using two different colours.

One box of each colour has been done for him.



How many different ways can he colour the boxes?

Can you write the number bonds that you have coloured?



This can also be the other way where there are 9 oranges and 1 blue, 8 oranges and 2 blues, 7 oranges and 3 blues, 6 oranges and 4 blues.

Literacy and  
Topic: (15-20  
minutes)

Jack and the Beanstalk and instructions.

Listen to the story below:



[https://www.youtube.com/watch?v=rKBL\\_wBueFM](https://www.youtube.com/watch?v=rKBL_wBueFM)



**Task:**

Draw and label the steps for planting a bean just like Jack did! Make sure to number your diagrams, starting with one, and to draw them in simple steps so someone could use your instructions.

RE (Judaism)  
and Art: (20  
minutes)

**Judaism and Art:**

Watch the video below explaining what the Torah is:



<https://www.youtube.com/watch?v=3QZ792rjcVE>

**Task:**

Make a Torah from an A4 piece of paper

Story time/  
Dough Disco

Watch the story time video below and join in if you know it:



<https://www.youtube.com/watch?v=OgyI6ykDwds>