

Thursday 28th January 2021

Good morning Hedgehogs!

I loved seeing your postcards yesterday. Today you are writing your postcard message!

You are also making your giant....

Mrs Hoddy

Subject Resources List

Handwriting:

- Whiteboard
- Whiteboard pen
- OR
- Pencil
- Exercise Book/Paper

Phonics:

- Whiteboard
- Whiteboard pen
- Pencil
- Exercise book
- Paper

Maths:

- Printed out copy of the frogs
- OR
- Paper and pencil to draw the frogs

Literacy:

- Your postcard you made yesterday
- Pencil
- Phonics mat

Handwriting
(10 minutes)

Can you practice the letter **n**?

Try writing:

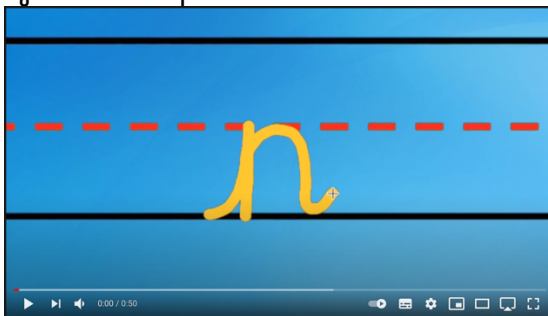
n

on

rain

rain on the plain

This video might help:



<https://www.youtube.com/watch?v=YF5RnWZHf3w>

Phonics (20-30
minutes)

Today we are revising the 'x' phoneme. Watch the
Phonic Fairies video below:



Phonic Fairy Reads "Box of Tricks"



Login details:

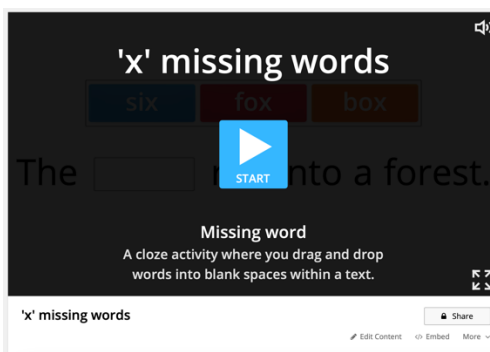
<https://ttsstorytimephonics.co.uk/>

Username: Sporle Primary

Password: XA\$li@VB!QM8NqSh8iyeQHMg

Task:

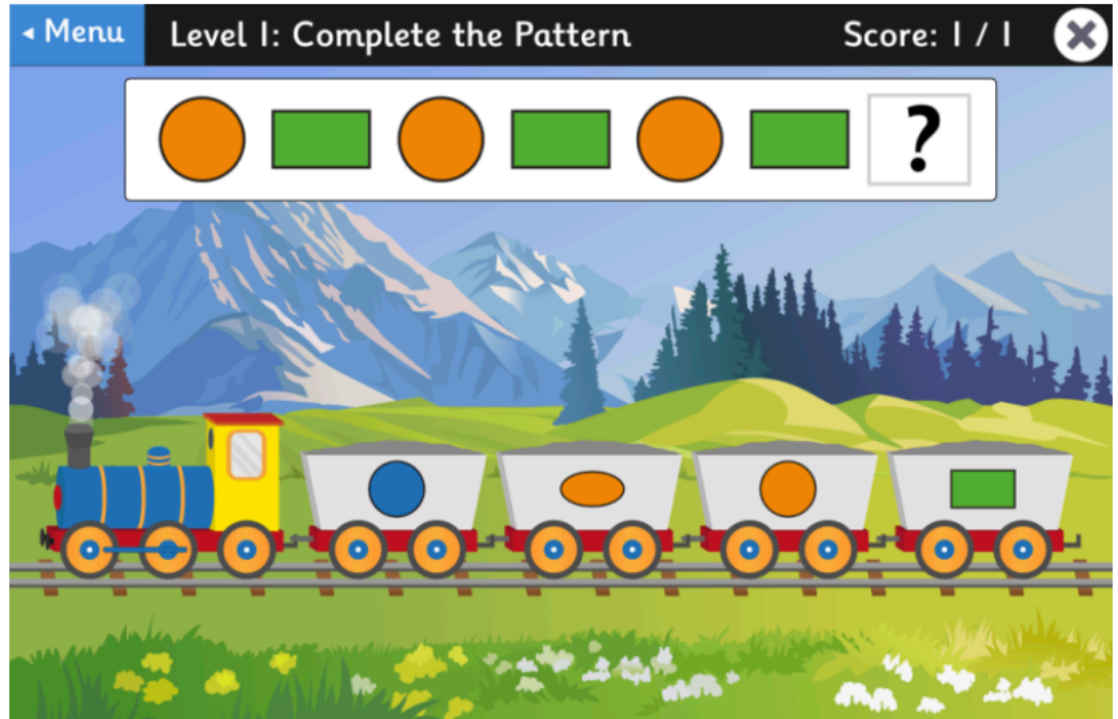
Play this game by filling in the missing words
from the sentence.



<https://wordwall.net/play/9999/786/216>



Maths (20 minutes)

As your maths starter, play this game revising your shapes and pattern knowledge!




<https://www.topmarks.co.uk/ordering-and-sequencing/shape-patterns>


Today we are learning about composition of numbers to 5 (3 groups).

#MathsEveryoneCan

Can you draw somewhere for the frogs to play?
You might draw a pond, a log and some grass like me.
Or you could draw a train with 3 carriages, a park or a jungle.



Cut out the frogs and arrange them in different groups on your picture.
There are 5 frogs altogether but how many frogs can you spot in each group?



You could always draw the frogs and cut them out.

Literacy (15-20 minutes)

Lost and Found Topic

Task:

To begin writing your journey in your postcard. Write 1 sentence about what happened, pretending you are the boy. Tomorrow you will write another sentence to finish off the postcard.

Example of today's writing:

To Mum and Dad

I went on a boat to the South Pole with a penguin.

Grown -ups

Encourage your child to use their sound mats and write the sounds they hear even if it is only the first sound, this is fine. It is completely normal for some children to need to be guided on how to write a letter too. We do air writing with our magic index finger before they try and write their own. Children are at the beginning of their sentence writing journey so will need lots of talk about using a capital letter at the beginning, finger spaces and full stop.



Remember to say your sentence first, use finger spaces, full stops and capital letters and read your sentence back to make sure it makes sense.

Art
(30 minutes)

Giant Project

Use this time today to get creating your giant, see if you can include some moving parts such as the joints! Refer to your design and get making!

Afterwards:

Reflect on your giant project and answer these evaluation questions below by drawing and labelling or writing your answers:

- 1) What do you like most about your giant?
- 2) What would you improve or change if you were to make it again?

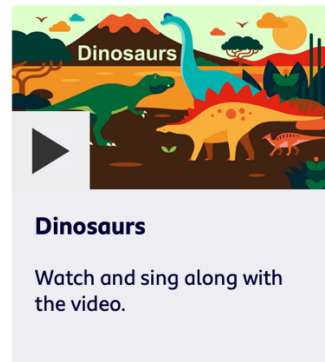
Story time/
Dough Disco

Watch the dough disco video below (a throwback to Christmas as it's been so cold and snowy!)



<https://www.youtube.com/watch?v=DDsrTLfWKc0&t=5s>

Cosmic Kids
Yoga/Singing



<https://www.bbc.com/teach/school-radio/nursery-rhymes-dinosaurs/zv7rf4j>