

Tuesday 2nd February 2021

Good morning Hedgehogs,

Here's hoping you have a terrific Tuesday! It's Children's Mental Health Week this week, and we all know how difficult things are at the moment.

Some ideas to try!

Subject Resources List

Handwriting:

- Whiteboard
- Whiteboard pen
- OR
- Pencil
- Exercise Book/Paper

Phonics:

- Whiteboard
- Whiteboard pen
- Pencil
- Exercise book

Maths:

- Pencils
- Paper
- Exercise book
- Whiteboard
- Whiteboard pen



Children's Mental Health Week
5 Outdoor Activities

	Monday Go outside and close your eyes. What can you hear?
	Tuesday Stand in an outdoor space. What is the weather doing? What does it feel like? How does it make you feel?
	Wednesday Can you spot any signs of spring? How many can you find?
	Thursday Watch the clouds. Look up at the sky in the morning, afternoon and early evening. How has it changed?
	Friday Have fun! Go for a walk, play a game, run, jump, skip or hop.

 **Teach Outdoors**
Learning Through Discovery

www.teachoutdoors.co.uk

 @teachoutdoors  @teach_outdoors  @teach_outdoors

Handwriting
(10 minutes)

Can you practice the letter **k**?

Try writing:

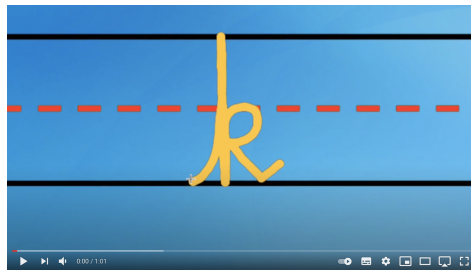
k

ketchup

like

I like ketchup on my chips.

This video might help:



<https://www.youtube.com/watch?v=yaYVqlpnID4>

Phonics Group
1 (20-30
minutes)

Today we are learning the 'ay' digraph. Watch the phonics fairy's video below:



ay, ay, play all day



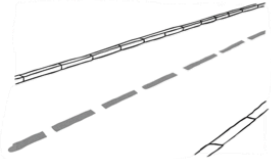


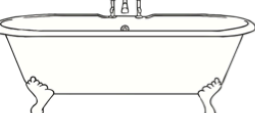



Login details:

<https://ttsstorytimephonics.co.uk/>










Username: Sporle Primary

Password: XA\$Li@VB!QM8NqSh8iyeQHMg

Task: Write the words. Which ones have an 'ay' digraph?

 <div><div></div><div></div></div>	 <div><div></div><div></div><div></div></div>	 <div><div></div><div></div><div></div></div>
 <div><div></div><div></div></div>	 <div><div></div><div></div><div></div><div></div></div>	 <div><div></div><div></div><div></div></div>
 <div><div></div><div></div><div></div></div>	 <div><div></div><div></div><div></div></div>	 <div><div></div><div></div></div>

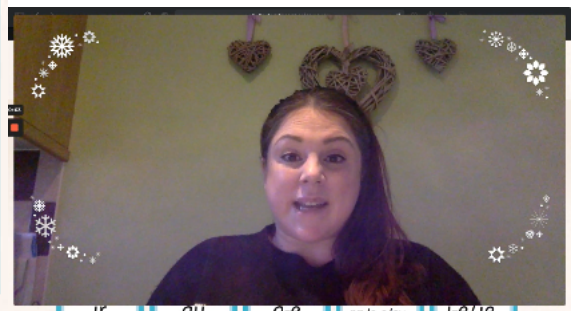
Answer Sheet

 p ay	 p l ay	 r oa d
 s ay	 s p r ay	 b a th
 sh i p	 s i ng	 d ay

Phonics Group 2 (20-30 minutes)

Today we are learning the 'e-e' digraph. Watch the teaching video below:

<https://www.loom.com/share/c4dd71a0dc174e46ab137924751610c9>



Eve and Steve eat your peas

Task:

Can you spot the e_e images shown in the picture and write the words in the box?



1. _____
2. _____
3. _____
4. _____
5. _____

1. athlete

2. Chinese

3. sphere

4. delete

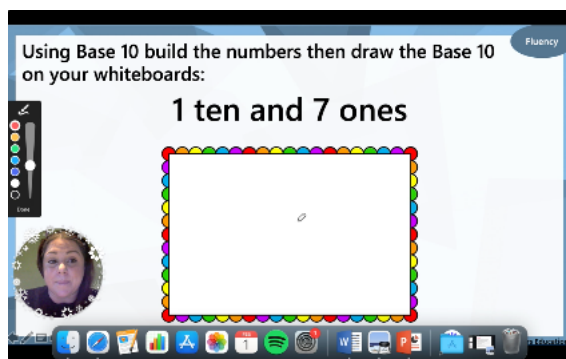
5. centipede

Maths (20 minutes)

Today in maths we are learning about tens and ones.

Watch the teaching video and have a whiteboard and whiteboard pen ready:

<https://www.loom.com/share/ab448f9650e5499c8e64fac35f3f66d1>



Use anything in your house to make tens and ones (e.g., Penne pasta, buttons and pencils, spaghetti, Lego etc.)

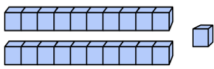
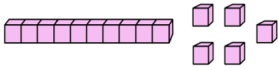
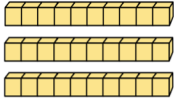
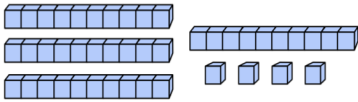
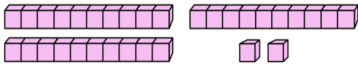
Task A:

1)

Make and Count



Make the amount shown with multilink cubes. Count them. Then complete the sentences below. The first one has been completed for you.

Make	Count	Complete
	21	There are 2 tens. There is 1 one.
		There is 1 ten. There are ____ ones.
		There are ____ tens. There are ____ ones.
		There are ____ tens. There are ____ ones.
		There are ____ tens. There are ____ ones.

Parent answer:

Answers - Make and Count



Make the amount shown with multilink cubes. Count them. Then complete the sentences below. The first one has been completed for you.

Make	Count	Complete
	21	There are 2 tens. There is 1 one.
	15	There is 1 ten. There are 5 ones.
	30	There are 3 tens. There are 0 ones.
	44	There are 4 tens. There are 4 ones.
	32	There are 3 tens. There are 2 ones.

© Primary Stars Education

Task B:

Make and Count



Make the amount shown with multilink cubes. Count them. Then create sentences partitioning the number into tens and ones.

Make	Count	Complete
		There are ____ tens. There are ____ ones.

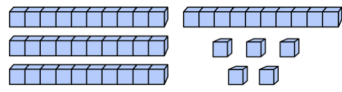
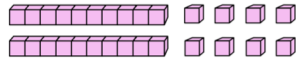
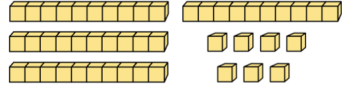

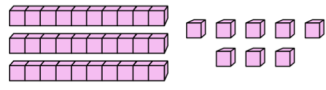
© Primary Stars Education

Parent answer:

Answers - Make and Count



Make the amount shown with multilink cubes. Count them. Then create sentences partitioning the number into tens and ones.

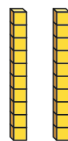
Make	Count	Complete
	45	There are <u>4</u> tens. There are <u>5</u> ones.
	28	There are <u>2</u> tens. There are <u>8</u> ones.
	47	There are <u>4</u> tens. There are <u>7</u> ones.
	4	There are <u>0</u> tens. There are <u>4</u> ones.
	38	There are <u>3</u> tens. There are <u>8</u> ones.

© Primary Stars Education

Extension:

Eva and Jack are making the same number.

Eva's number has these tens.



Jack's number has nine ones.


What number are Eva and Jack making?

Guided
Reading

The Three Little Wolves and The Big Bad Pig

Watch the twisted fairy tale video below:

<https://www.youtube.com/watch?v=coWeTT-eOOI>



Task:



Name: _____

Book: The Three Little Wolves

MF: Comprehension

Read the book up to the house being drilled, then answer the following questions.

1. What **adjectives** (describing words) does the author use to describe the wolves that tell us that they are not scary?

2. What is a kangaroo's baby called?

A baby kangaroo is called a _____.

3. What story is this similar to?

This story is just like the story _____.

4. What did the big bad pig use to knock down the brick house?

The big bad pig used a _____ to knock down the brick house.

5. Circle the words below that mean the same as 'scared'?


confused frightened prowling terrified grunted

6. Copy a sentence that tells us that the wolves were **scared**.

Imagine you are building a house and you want it to be as strong as possible. Write a list of materials you would use and draw a picture of your house.

Materials I would use:

-
-
-
-
-
-



Science
(20 minutes)


Plants and seeds

Watch the teaching video below:

<https://www.youtube.com/watch?v=aC3pQ9RU9YA>

Task:

Draw and label the different methods of seed dispersal. Here are some pictures to help you:



Story time/
Dough Disco

Watch the video below:

<https://www.youtube.com/watch?v=o9D5JfqZF3o>



Cosmic Kids Yoga/Singing

Do some music:

<https://classroom.thenationalacademy/lessons/understanding-pulse-cdk38c?activity=video&step=1>