

Tuesday 9th February 2021

Hello everyone,

I hope you enjoyed the amazing snow yesterday! I really enjoyed seeing your snowmen! What brilliant creations.

Here is the home learning today. Don't forget to enjoy the snow today again!

Mrs Cole



Subject Resources List

Handwriting:

- Whiteboard
- Whiteboard pen
- OR
- Pencil
- Exercise Book/Paper

Phonics:


- Whiteboard
- Whiteboard pen
- Pencil
- Exercise book

Maths:

- Pencils
- Paper or exercise book
- Whiteboard and whiteboard pen
- Your homemade Base 10 (e.g. Lego)
- 100 square

Science:

- Some vegetables
- Pencil
- Paper or exercise book
- Phonics mat

<p>Handwriting (10 minutes)</p>	<p>Can you practice the letter z?</p> <p>Try writing:</p> <p>z buzz zebra buzzy The zebra and a buzzy bee.</p> <p>This video might help:</p>  <p>https://www.youtube.com/watch?v=7NuGXdxthyc</p>
-------------------------------------	---

Phonics Group
1 (20-30
minutes)

Today we are learning the 'ew' digraph. Watch the teaching video below:

ew/ue



Phonics 'ew'

<https://www.loom.com/share/b23a2f10e7e840fdb0a5b4fe93a793a>

Task:

Read the 'ew' and 'oo' (same sound) words then make sentences from them until you've used all the words. Read the sentences aloud using punctuation.

few, stew, chew, knew, shampoo,
poo, roof

Phonics Group
2 (20-30
minutes)

Today we are revising the 'are' trigraph.

are



are are dare to find the bear

Task:

Read the words and try to make three sentences using two of the homophones.

For example: There was a pair of pears in the fruit basket.

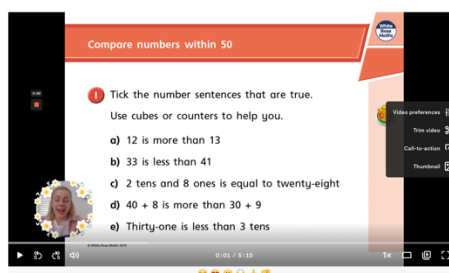
pair hair bare fare pear
hare fair bear

Maths (20 minutes)

Today in maths we are learning to compare numbers to 50.

Have a go at the questions below: this follows yesterday's learning!

Task A: Watch the video where I go through the questions and have a go at answering the questions!



Year 1 Maths Questions

<https://www.loom.com/share/a6562010ff124af9b3d58b9371872ebb>

Task B: Complete the questions independently.

Questions:

1 Tick the number sentences that are true.

Use cubes or counters to help you.

- a) 12 is more than 13
- b) 33 is less than 41
- c) 2 tens and 8 ones is equal to twenty-eight
- d) $40 + 8$ is more than $30 + 9$
- e) Thirty-one is less than 3 tens

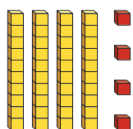
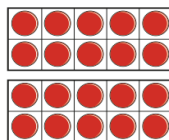
2 Write the missing phrase.

greater than less than equal to

- a) 22 is _____ 29
- b) 41 is _____ 4 tens
- c) Forty-six is _____ $40 + 3$
- d) $40 + 8$ is _____ one more than 47

3 Write $<$, $>$ or $=$ in each circle.

24



3 tens and 14 ones

4 Complete the table.

Write or draw your answers.

	is more than	
	=	
	$>$	
	is less than	
	is equal to	

Extension questions:

Task A choose at least 1

Task B choose at least 2

1)


Teddy is comparing two numbers.



My number is larger than 19 but not one more than 19



$>$



What could Teddy's number be?

What can't it be?

Parent answer:

Teddy's number could be 21 or 22
It can't be 20 as this is one more than 19

2)



Dora compares the two values.

23

<

3 tens and 3 ones

Change one thing in the values so they are equal.

Parent answer:

Dora could change
 $23 = 2 \text{ tens and } 3 \text{ ones}$ or $33 = 3 \text{ tens and } 3 \text{ ones}$.

3)


Parent answer:

Pick two dominoes to represent two two-digit numbers.

For example,

43

21



Then compare them using $<$, $>$ or $=$

$43 > 21$ $21 < 43$

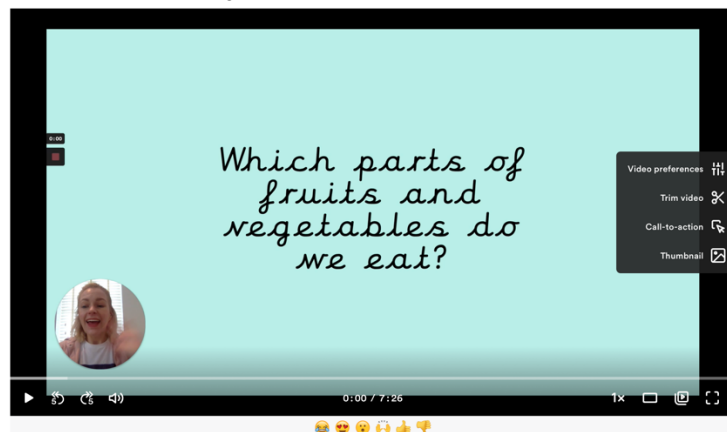
Explain how you know.

Children could do this with a partner.

Possible response:
43 is larger than 21 as it has more tens.

What parts of a plant do we eat?

Watch the teaching video below:



Science Tuesday 9th February 2021

<https://www.loom.com/share/9cbf4382b3e04694b85ed0058a0a5f9f>

Task:

Have a look in your home for some plants that you eat and fill in this chart.

Name:

Date:

LO: To recognise which parts of plants we eat.

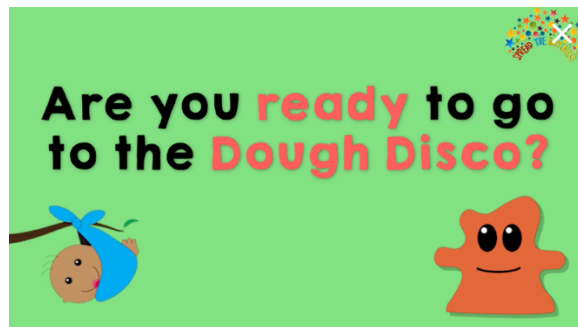
<u>Name of plant</u>	<u>Which part do we eat?</u>	<u>Picture</u>



Story time/
Dough Disco

Watch the video below:

<https://www.youtube.com/watch?v=jHERIBXIOWE>



Cosmic Kids
Yoga/Singing

If you would like to, you could do some silly singing!

<https://www.youtube.com/watch?v=BQ9q4U2P3ig>

