

Monday 22nd February 2021

Hello everyone,

I hope you all had a lovely, fun and restful half term break!

Here we go again- I am so excited to begin this half term leading us up to Easter break! We are all going to have so much fun learning.

Remember I am here for you if you need anything - just send me a message on ClassDojo.

Have fun!

Mrs Cole



Subject Resources List

Spellings:

- Pencil
- Exercise Book/Paper

Phonics:

- Whiteboard
- Whiteboard pen
- Pencil
- Exercise book

Maths:

- Pencils
- Paper
- Exercise book
- Whiteboard
- Whiteboard pen
- 100 square

SPaG:

- Device to play the online games

RE:

- Speech bubble (drawn in book or printed)
- Pencil
- Phonics mat

Practice these spellings for a test on Friday! You have until Friday to practice these.

Double Consonant Word Endings

Parents: In year 1, children start to learn more about the different ways of spelling familiar letter sounds that they learnt during their Reception year. In addition, they learn more 'common exception words' (words that don't follow the usual rules but are used regularly. Teachers often find that getting children to learn spellings is one thing, but then getting them to use them in their everyday writing is another. One of the methods which works well is 'Look, Say, Cover, Write, Check' – as the title suggests, children are encouraged to look at the word, say it out loud, cover it up, have a go at writing it and then check if it is correct. Having two or three tries means they can correct any errors. Here we look at examples of double consonants at the ends of words.

Double Consonant Word Endings

Practise the words on this list using look, say, cover, write and check.

Hint: Sometimes a single sound at the end of a word is spelt with double letters.



Look



Say



Cover



Write



Check

Word	1st try	2nd try	3rd try
off			
well			
miss			
buzz			
stiff			
pass			
fuss			
mess			
fizz			

Phonics Group
1 (20-30
minutes)

Today we are learning the 'u-e' split digraph (the alternative spelling for the long 'oo' sound like 'book'). Watch the Phonics Fairies video below:



u-e u-e toot your flute.

Login details:

<https://ttsstorytimephonics.co.uk/>


Username: Sporle Primary

Password: XA\$li@VB!QM8NqSh8iyeQHMg

Task:

Watch the video below and practice segmenting and blending words with the u-e split digraph.

You could write these words in gloop (cornflour and water)!

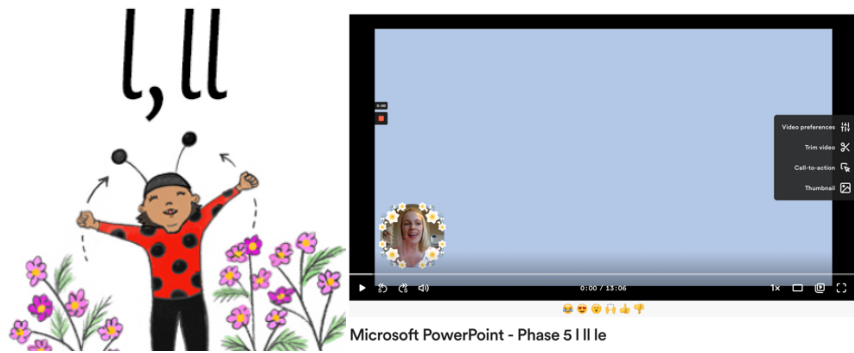


Phase 5 'u_e'

<https://www.loom.com/share/633fe04265da442c9574624d77442b26>

Phonics Group
2 (20-30
minutes)

Today we are learning the 'le' digraph. Watch the teaching video below:



l, l, lazy ladybird

<https://www.loom.com/share/4db02a58a5d6466da30cc76087eeccae>

Task:

Watch the video of the story. Pause the story when you hear a word with a l sound in it. Check the spelling of the word by sounding it out and write it in the correct column in a table like this:

<i>l</i>	<i>ll</i>	<i>le</i>

Maths (20 minutes)

Today in maths we are learning to order numbers within 50.

Watch the teaching video:



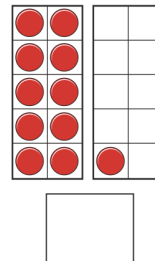
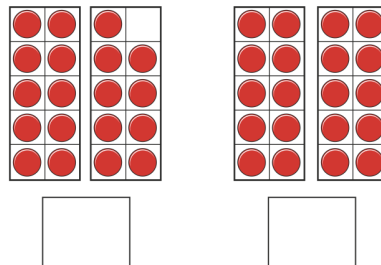
Year 1 Maths Monday 22nd February 2021

<https://www.loom.com/share/a6d731f8171d4626bd78112354fe4d4a>

Task A:

1)

a) What are the numbers?



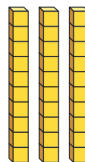
Write the numbers in order.

Start with the smallest number.

smallest

greatest

b) What are the numbers?



Write the numbers in order.

Start with the smallest number.

smallest

greatest

2)

Order numbers



Cut out the numbers and order them from smallest to greatest. You may use equipment to help you.

1		8
	12	
17		22
	24	

25	16
11	21
23	3

© Primary Stars Education

Task B: work out the number representation and order them from smallest to greatest by writing the numbers down in order.

1)

Order number representations

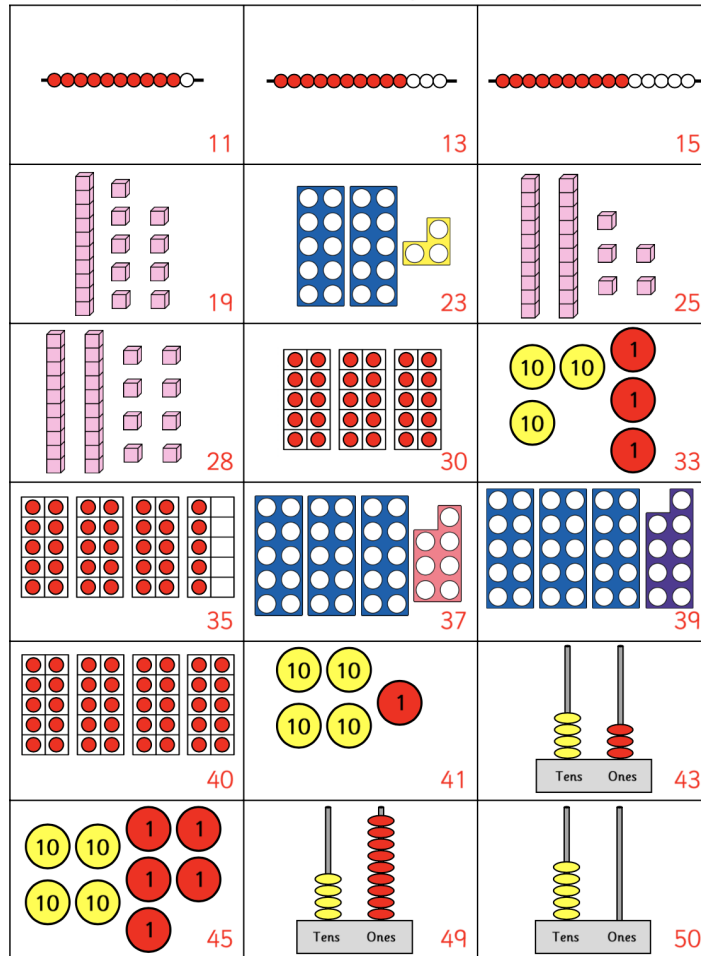
Cut out the number representations and order them from smallest to greatest.

© Primary Stars Education

Parent answer:

Answers - Order number representations

Cut out the number representations and order them from smallest to greatest.



© Primary Stars Education

2)

Order numbers



Cut out the numbers and order them from smallest to greatest. You may use equipment to help you.

			Stick blank tile here	16
17	Stick blank tile here			
			33	Stick blank tile here
		Stick blank tile here	48	

13	35	31	24
27	50	7	29
32	11	43	21

© Primary Stars Education

SPAG (

Play these online games to practice spelling tricky words and alternative sounds.

1)



<https://ictgames.com/littleBirdSpelling/>

2) Select the 'g' to practice the hard and soft g sounds.



<https://www.phonicsplay.co.uk/resources>

RE (15-20 minutes)

Enquiry question: What does the cross mean to Christians?

Watch the teaching video below:



RE Monday 22nd February 2021

<https://www.loom.com/share/92lacc6d7815455bba7294387ad3f775>

Task: see the teaching video where I explain the task.

Why do you think Christians believe that Jesus is special?

Reception	Key vocabulary:	Year 1
	Heal	
	Pray	
	Disciples	

Story time/
Dough Disco

Listen to this story again ready for our literacy topic this week:



<https://www.youtube.com/watch?v=lgzW8cAedFQ>

Cosmic Kids
Yoga/Singing

If you would like to, you could do some yoga!



<https://www.youtube.com/watch?v=Rzw-Oir8UPw>