

Thursday 4th March 2021

Hello everyone,

Happy Thursday! I hope you enjoy the learning today. Only 1 day left after today and then we'll all be back to school!

I'd just like to say thank you again for all your hard work. I am seeing that you all making so much progress. Also, thank you parents - you are all amazing and have done such a great job supporting your child's learning!

Have a brilliant day learning,

Mrs Cole



## Subject Resources List

### Spellings:

- Pencil
- Exercise Book/Paper

### Phonics:

- Whiteboard and whiteboard pen
- Pencil and exercise book

### Maths:






- Pencil
- Paper/Exercise book
- Whiteboard and whiteboard pen
- Some small items for measuring (they have to be the same item that are the same size, such as just paperclips or just Lego bricks)

### Literacy and Topic:

- Paper
- Pencils
- Phonics mat
- Your facts from yesterday about hares

### Geography:

- Exercise book
- A printed out copy of the pictures or a pencil so you can draw/write them

Spellings (10 minutes)	<h3>Spelling 'ck'</h3>								
	Practise the words on this list using look, say, cover, write and check. Hint: Sometimes the /k/ at the end of a word is spelt with 'ck'.								
									
	Look	→	Say	→	Cover	→	Write	→	Check
	Word	1st try	2nd try	3rd try					
	back								
	peck								
	sock								
	lick								
	stick								
	rock								
	sack								
	duck								
	luck								
	shock								

Phonics Group  
1 (20-30  
minutes)

Today we are learning the 'ue' digraph. Watch the teaching video below:

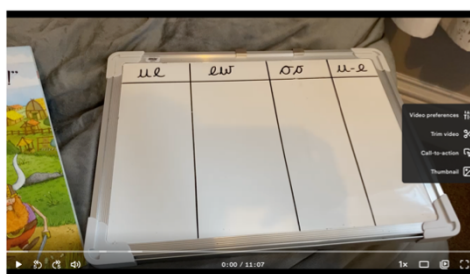


ue ue I feel blue

<https://www.loom.com/share/bb30774321984ce580602e1888171a3c>

**Task:**

Make yourself a grid like this and watch the video:



'ue' story and task

<https://www.loom.com/share/cdc62586062d4a088aa7736ce5a98e3a>

Now write some sentences using a word from each of the columns.

Phonics Group  
2 (20-30  
minutes)

Today we are learning the suffix 'est'.



**Task:**

Read this page of the story with a grownup:



Now read these words aloud:

*big*

*hairy*

*scary*

'Most scary' doesn't sound completely correct, so instead of saying this we add the suffix 'est' on the end, so it would be 'scariest'.

There is a rule to what happens to some of the root words. Read the root word and the word with the suffix on the end and try to spot the rule.

Root word	'est' suffix
tall	tallest
long	longest
short	shortest
heavy	heaviest
light	lightest
strong	strongest
funny	funniest
scary	scariest
hairy	hairiest
noisy	noisiest

The rule is if the word ends with a 'y' you drop the 'y' and add an 'i' before the 'est'. With the other words you simply add 'est'.

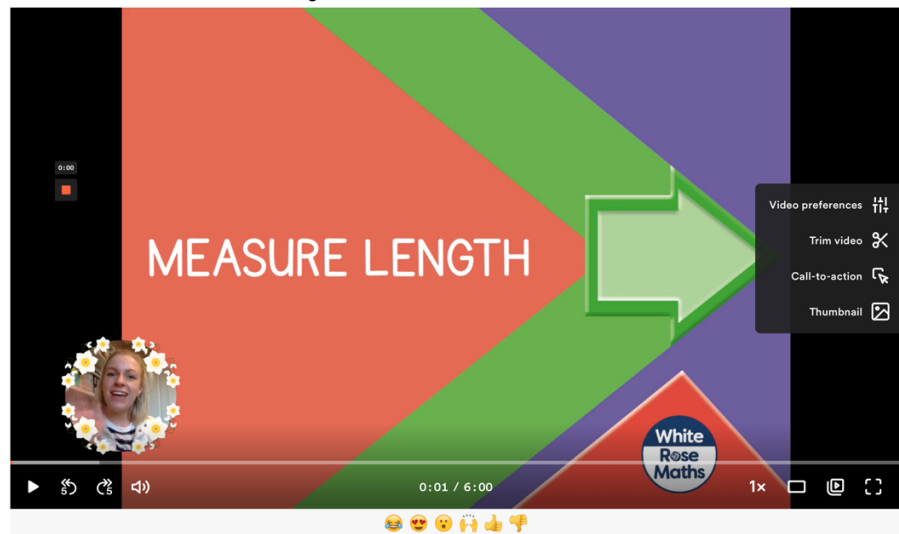
Using this rule, add the 'est' to these feeling words:

happy  
sad  
lonely  
cold  
angry

Maths (20 minutes)

Today in maths we are learning about measuring length.

Watch the teaching video:




Year 1 Maths Thursday 4th March 2021

<https://www.loom.com/share/ce82b9712b534aaf87d64fd3b2a29747>

### Task A:


Complete these questions-


1) How many shells long is the sandcastle?




The sandcastle is  shells long.


2) How many suitcases tall is the giraffe?




The giraffe is   tall.

3) How many orange juice bottles tall is the giraffe?

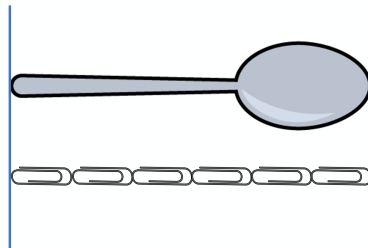


The giraffe is   tall.

The giraffe is   tall.

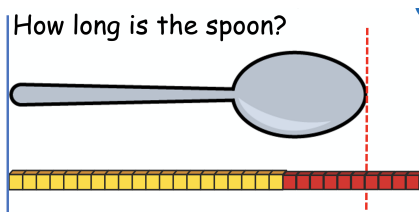
### Task B:

1) How many paperclips long is the spoon?



The spoon is   long.

2) How many cubes long is the spoon? Use your base 10 knowledge to work out how many tens and how many ones long the spoon is, then work out the total.



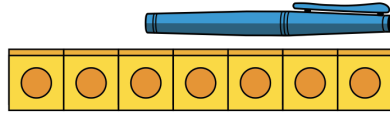
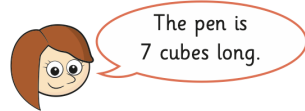
The spoon is shorter than 3   
The spoon is   and   long.

### Extension questions

**Task A:** Complete one question

**Task B:** Complete both questions

1)

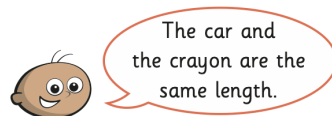



Do you agree with Rosie? \_\_\_\_\_

Talk about it with a partner.

2)

Tommy is measuring objects.



Do you agree with Tommy? \_\_\_\_\_

Literacy and  
Topic (20-30  
minutes)

### Hare Fact File



#### Task:

Make a fact file about hares! You can design it however you like and can be creative as you like (e.g., making 'fact flaps'). You have two days to do this so take your time and make it as interesting as you can by including some pictures and writing.



Geography (20 minutes)

## The four countries and capital cities of the United Kingdom

Watch this video:




<https://www.youtube.com/watch?v=kUSpzWKtqE>

### Task:

Match these pictures with the correct countries that make up the United Kingdom. Put them into a table like this:

England	Wales	Northern Ireland	Scotland





Story time/  
Dough Disco

Listen to this story:



<https://www.youtube.com/watch?v=lgZRMptAOLk>

Cosmic Kids  
Yoga/Singing

Join in with the fun, underwater yoga!



<https://www.youtube.com/watch?v=iFuobePKER8>