

Friday 5th March 2021

Hello everyone,

It's fantastic Friday and it's the last day before we are all back to school. We're all really looking forward to seeing you all back in Robin class.

Don't forget to watch Jo Empson live at 1.30pm. Here is the link for this:

<https://youtu.be/tKQ0aQHQmwI>

Have a super last day of home schooling and home learning and see you all at 11am today for our last class zoom call!

Mrs Cole



## Subject Resources List

### Handwriting:

- Whiteboard and whiteboard pen  
OR
- Pencil and exercise Book/Paper

### Phonics:

- Whiteboard and whiteboard pen
- Pencil and exercise book

### Maths:

- Items to make a tens frame (see the picture in the task box)
- Number flashcards 1-10

### Literacy and Topic:

- Paper
- Pencils
- Phonics mat
- Your facts from yesterday about hares

### Art:

- Any crafty things to make a tortoise out of hexagons!

Handwriting  
(10 minutes)

Practice writing these tricky words:

go

I

Extension: Can you write a caption or a sentence using at least one of these tricky words?

Today we are revising the 'ear' trigraph. Watch the story below:

ear



*ear, ear, oh dear, never fear*

Login details:

<https://ttsstorytimephonics.co.uk/>

Username: Spore Primary

Password: XA\$li@VB!QM8NqSh8IyeQHMg

Revise these phonemes: oi, ow, ur, oa

Read and write these tricky troll words: when, one, have, do, my, said (try and do rapid reading)

Task:

Get your grownup to hide these sentences outside (if the weather isn't nice hide them inside). Go and find them. When you've found one read the sentence and draw the zip underneath the 'ear' trigraph.

Grownup: if your child needs some support, you could read the sentence aloud but get them to sound out the word with the 'ear' trigraph in it.

**I can hear the pig oink.**

**I can hear the dog bark.**



I can hear the chicken cluck.

I can hear Buster say  
“Oh dear, never fear”.

Maths (10-15  
minutes)



*Today we are learning about making 10.*

*Task 1: You could use your number flashcards 1-10.*

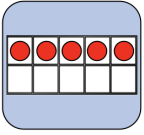
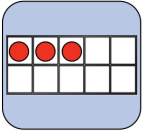
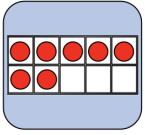
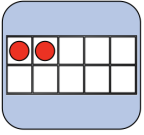
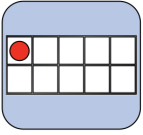
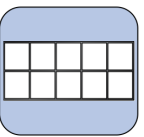
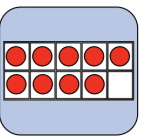
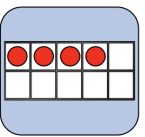
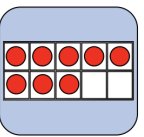
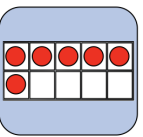
 #MathsEveryoneCan 

Place the numerals 1-10 around the room.

10	5	1	7	4
8	6	9	2	3



 #MathsEveryoneCan 

Turn over one card. What number is shown on the ten frame?  
How many more counters would you need to make 10?  
Go and find that numeral as quickly as you can.

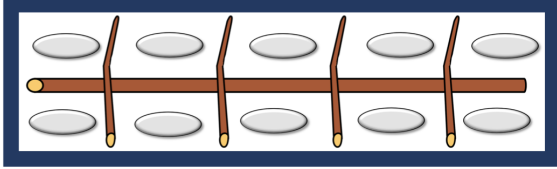
				
				

White Rose Maths


## Task 2:

 **#MathsEveryoneCan** 

Ask a helper to hide 10 objects.  
Make a giant ten frame on the floor.  
You could use sticks, masking tape or even chalk outside.



Go on a hunt to find the objects.  
As you find the objects, put them in your ten frame.  
How many have you found so far?  
How many more do you need to find?



Literacy (10-15 minutes)

## Hare Fact File



### Task:

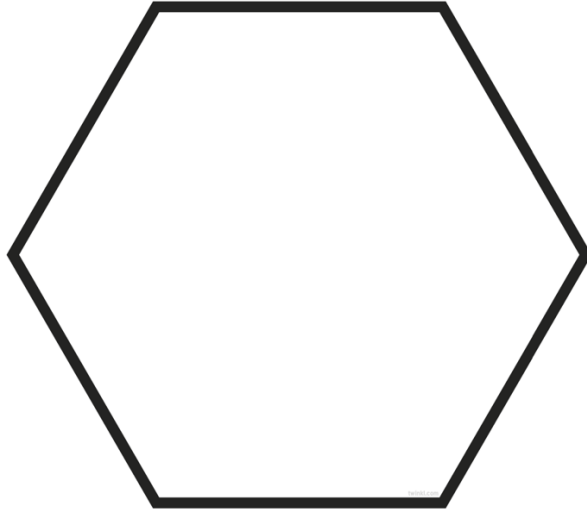
Continue to make your fact file about hares. Remember to post a picture or video of it on ClassDojo.

Art (30 minutes)

## Hexagon Collage Tortoise

### Task:

Make a tortoise using hexagon shapes. Here is a template for hexagons. You could draw hexagons on coloured paper, or you could colour in the hexagons.



Here are some examples:



Collective  
Worship - Mid  
Norfolk Kidz  
Klub

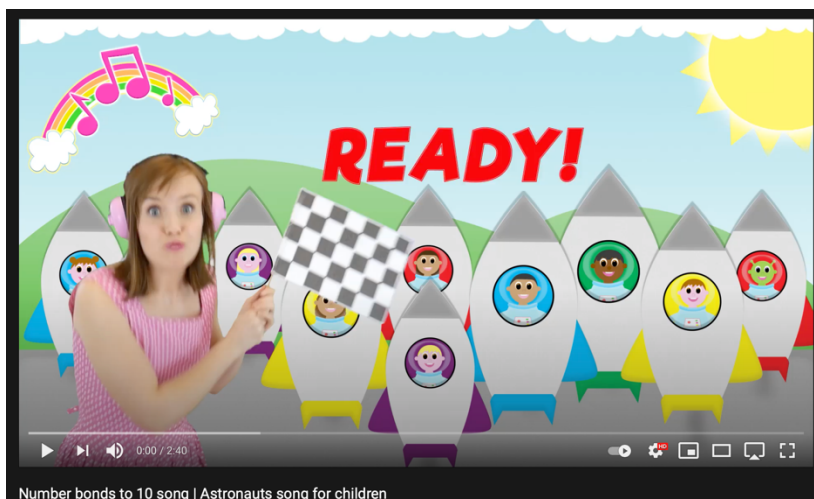
Watch the Collective worship Kidz Klub show:



<https://www.youtube.com/watch?v=piscZY5tIFw>

Cosmic Kids  
Yoga/Singing

Join in with the number bonds to 10 song!



<https://www.youtube.com/watch?v=YdPA2YHIdqU>