


Tuesday 2nd March 2021

Good Morning Hedgehogs!

I have included a PE activity for you to help to stay active.  
Let me know how you get on!

Mrs Hoddy

PE Activity:



<https://primarypeplanning.com/home-pe-ks1-challenge-activities/>

### **Subject Resources List**

#### **Handwriting:**

- Whiteboard
  - Whiteboard pen
- OR
- Pencil
  - Exercise Book/Paper

#### **Phonics:**

- Whiteboard
- Whiteboard pen
- Pencil
- Exercise book

#### **Maths:**

- 10 toys
- Number flashcards 1-10

#### **Reading comprehension:**

- Device to listen to the story
- Dictionary or a device for the online dictionary

**Extra-Curricular:**

- Pencil
- Paper

Handwriting  
(10 minutes)

Can you practice the letters q, g and d?

## Handwriting Activity Curly Caterpillar Letters

q \_\_\_\_\_

g \_\_\_\_\_

d \_\_\_\_\_

Trace over the letters in the boxes below.



Extension: Can you write a caption or a sentence  
with these letters? E.g. cat and dog

Phonics (20-30 minutes)

Today we are revising the 'ur' digraph. Watch the teaching video below:

<https://www.loom.com/share/899f6c13b4fa4e4c803dbd9e4701828e>




ur

ur, ur, churn the curd

### Task:


Read the sentences below and decide which word best fits in the sentence. Try reading a few in the sentence to choose which makes the most sense.



Maths (15-20 minutes)

Today we are learning about counting back from 10.

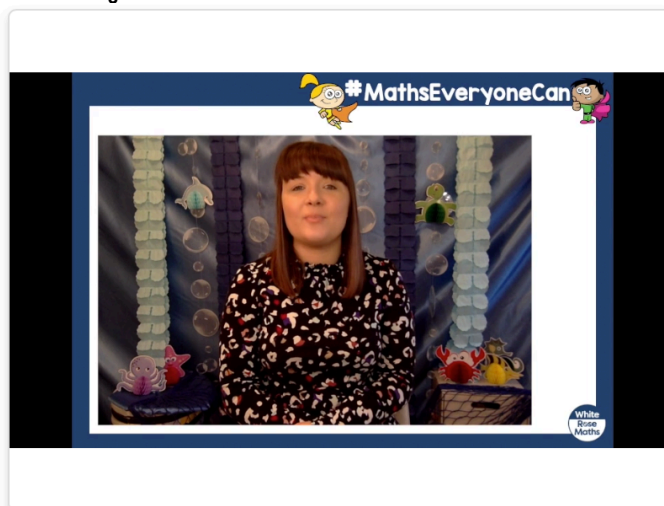
Start by joining in with this song -  
Ten in the bed



Video Transcript  
Ten in the bed

<https://www.bbc.co.uk/teach/school-radio/nursery-rhymes-ten-in-the-bed/z7bnmfr>

Watch Miss Cooper's video below: (Session 3)  
<https://whiterosemaths.com/homelearning/early-years/building-9-10-week-1/>



Task:

#MathsEveryoneCan


Sing a rhyme that counts backwards, such as ten in the bed.  
Use 10 toys to act out the rhyme as you sing.  
Then order the numerals from 10 counting backwards to 1

10	5	1	7	4
8	6	9	2	3

White Rose Maths

Extension: If you haven't got a dice, find a small cube shape and draw the dots on.

## Dice Magic




Give each child a dice.

Ask the children to roll the dice.

Explain that you have a secret way to work out what number is on the bottom of each dice without looking.

Tell the children what is on the bottom of all the dice and ask them to check.

Record the number of spots on the top and bottom.




Can anyone see a pattern?

Can anyone work out how you do the trick?

Reading  
comprehension  
(10 minutes)

## The Hare and the Tortoise

Listen to the story:



<https://www.youtube.com/watch?v=E0IDJ6H8cVU>

### Task:

With a grownup, talk about what these words mean. You could use a dictionary or use this website -

<https://kids.britannica.com/kids/browse/dictionary>

Boasting

Creep

Gathered

Darted off

Steadily

	<p>Try and use some of these words today.</p>
Extra-Curricular	<p>Improving our Classroom's outdoor area:</p> <p>Task:</p> <p>1) Think about our outdoor area at school. Is there something you would like in it to make it even better? It could be a new music area, a stage, a reading area etc. Draw a design of this and label it.</p> <div data-bbox="375 571 1532 902" data-label="Image"> </div> <p>2) Think about how we could encourage wildlife and nature in our outdoor environment, such as insects and birds. It could be a new planted area with herbs and flowers or a bird table. Draw a picture of your idea and label it.</p> <div data-bbox="375 1162 1532 1570" data-label="Image"> </div>
Extra-Curricular	<p>Did you enjoy watching Sian get ready for St David's day yesterday? In today's video Sian goes to a parade.</p> <p><a href="https://www.bbc.co.uk/cbeebies/watch/lets-celebrate-st-davids-day">https://www.bbc.co.uk/cbeebies/watch/lets-celebrate-st-davids-day</a></p>



Sian is celebrating St David's Day. She goes to a parade where traditional Welsh clothes are worn.